

GPC EUROPEAN CHAMPIONSHIPS 2024

Winner Of Winners







Women RAW

Pl.	Lifter / BY / BW / Lot	Nation	BP	Reshel	PC	D
1.	CSONKA Eszter / 1977 / 54.85 / 4	 HUN	37.5	72.9825		M2
2.	WAGNER Róza / 1998 / 70.95 / 72	 POL	45	71.6400		O
3.	RIBB Katrin / 1970 / 74.75 / 2	 GER	40	61.8160		M3
4.	JANOUTOVÁ Kateřina / 2002 / 60.9 / 8	 CZE	35 ^{WR}	61.5860		J
5.	STÁHLNÉ Dragomir Dóra / 1977 / 68.55 / 6	 HUN	37.5	60.8250		M2
6.	STRNADOVÁ Eva / 1983 / 53.35 / 7	 CZE	25	50.2200		M1
7.	OVARI Marianna / 1973 / 100.2 / 77	 HUN	35	47.6420		M3
8.	SAVANYU Vanda / 2009 / 72.75 / 73	 HUN	30	47.0940		T1
9.	LOŠŤÁKOVÁ Zuzana / 2001 / 75.5 / 10	 CZE	25	38.4750		J
10.	MACZKA Brigitte / 1961 / 66.15 / 1	 GER	22.5	37.3590		M5

Men RAW

Pl.	Lifter / BY / BW / Lot	Nation	BP	Reshel	PC	D
1.	MARIÁN Hluzin / 1994 / 73.4 / 57	 HUN	77.5	88.3965		O
2.	MACZ István / 1968 / 120.6 / 29	 HUN	97.5	84.1425		M4
3.	SITEK Dennis / 1992 / 120.7 / 70	 POL	95	81.9850		O
4.	DMOCHOWSKI Wiktor / 2001 / 80.6 / 16	 POL	75	78.5400		J
5.	DANĚK Jiří / 2004 / 88.55 / 22	 CZE	80	78.2880		J
6.	KRULJ Goran / 1984 / 119.9 / 51	 SRB	87.5	75.6000		M1
7.	LACINA Jiří / 1991 / 66.9 / 54	 CZE	60	74.9040		O
8.	ANTOSIK Krzysztof / 1989 / 109.3 / 66	 POL	82.5	73.1610		O
9.	DRNEK Miroslav / 1972 / 90.2 / 33	 CZE	75	72.5550		M3
10.	RYCOMBEL Łukasz / 1976 / 86.25 / 41	 POL	72.5	72.1810		M2
11.	WARMUZ Dawid / 1982 / 105.3 / 50	 POL	80	71.8240		M1
12.	MIKUŠ Tomáš / 1997 / 98.8 / 64	 CZE	77.5	71.2845		O
13.	KHALIFA Nordin / 1990 / 88.65 / 61	 HUN	72.5	70.9195		O
14.	SVOBODA Michal / 2004 / 93.6 / 11	 CZE	75	70.8450		T3
15.	WOŁODKO Michał / 1989 / 77.75 / 59	 POL	65	70.2260		O
16.	ŠVEHLA Adam / 1981 / 141.5 / 52	 CZE	82.5	69.2175		M1
17.	KALAŠ Vlastimil / 1979 / 98.45 / 43	 CZE	75	69.0750		M2
18.	KORBA Aleš / 1983 / 98.15 / 46	 CZE	70	65.4762		M1
19.	SZABÓ Sándor / 1963 / 109.1 / 26	 HUN	72.5	64.3075		M5
20.	STRZAŁA Piotr / 1966 / 99.3 / 28	 POL	70	64.2460		M4
21.	RIBB Hagen / 1970 / 111.8 / 36	 GER	72.5	63.7855		M3
22.	RAMBOUSEK Petr / 1964 / 90.0 / 27	 CZE	65	62.9850		M4
23.	MAŘÍK Václav / 1979 / 105.6 / 48	 CZE	70	62.7620		M2
24.	TOMÁŠ Robert / 1972 / 81.2 / 32	 CZE	60	62.4960		M3
25.	KAISER Kisztián / 1977 / 74.2 / 39	 HUN	55	62.0840		M2
26.	MOLNÁR Csaba / 1964 / 133.5 / 30	 HUN	72.5	61.4075		M4
27.	KRAYZEL Rémy / 1955 / 83.2 / 25	 CZE	60	61.3440		M6
28.	MAREŠ David / 2001 / 92.35 / 19	 CZE	62.5	59.4625		J
29.	TELLNER Radovan / 1981 / 138.2 / 53	 CZE	67.5	56.8350		M1
30.	LEINVEBER Tomáš / 1972 / 134.8 / 38	 CZE	65	54.9900		M3
31.	ZIGO Roman / 1973 / 108.9 / 37	 CZE	60	53.2440		M3
32.	LEDOGAR Stéphane / 1972 / 64.45 / 31	 FRA	40	52.0000		M3
33.	SAVANYU János / 1978 / 131.5 / 75	 HUN	60	51.0000		M2
34.	BUSZNYÁK Ferenc / 2005 / 110.9 / 12	 HUN	52.5	46.3260		T3
35.	NOSEK Petr / 1959 / 95.5 / 71	 CZE	45	42.0300		M6
36.	OLOMEK Albert / 1946 / 91.2 / 23	 GER	42.5	41.2886		M8

Nations points (by lifted points)

Pl.	Nation	BP	Points
1.	 POL	450.0	449.3310
2.	 HUN	412.5	442.8325
3.	 CZE	450.0	437.0940
4.	 GER	177.5	204.2491
5.	 SRB	87.5	75.6000
6.	 FRA	40.0	52.0000

Generated by application PowerLIVE! v2.14.3 - <https://www.powerlifter.cz/PowerLIVE.aspx>