






GPC EUROPEAN CHAMPIONSHIPS 2024

Absolute





Teens girls EQUIPPED

Pl.	Lifter / BY / BW / Lot	Nation	BP	R+F/MC	Prognose	PC	D
-.	SAVANYU Vanda / 2009 / 71.0 / 182	 HUN	0	0.0000	166.4436 / 1		T1

Teens girls RAW

Pl.	Lifter / BY / BW / Lot	Nation	BP	R+F/MC	Prognose	PC	D
1.	SAVANYU Vanda / 2009 / 71.0 / 3	 HUN	65 WR	129.2386	129.2386 / 1		T1
2.	LENGHATROVÁ Nikol / 2006 / 86.0 / 1	 SVK	82.5 WR	126.3652	126.3652 / 2	VT2	T3
3.	HASÁKOVÁ Kristína / 2010 / 56.7 / 2	 SVK	50 WR	115.6077	115.6077 / 3	VT4	T1
4.	GOBERNACOVÁ Sára / 2005 / 64.4 / 200	 CZE	65	114.3522	114.3522 / 4	MVT	T3
5.	SÁTOR Sára Luca / 2009 / 97.8 / 4	 HUN	60 WR	101.4160	101.4160 / 5		T1

Juniors Women RAW

Pl.	Lifter / BY / BW / Lot	Nation	BP	R+F/MC	Prognose	PC	D
1.	JANOUTOVÁ Kateřina / 2002 / 60.0 / 16	 CZE	77.5	140.9462	140.9462 / 1	PVT	J
2.	MIKESKOVÁ Iveta / 2002 / 56.0 / 17	 CZE	70	134.6835	134.6835 / 2	PVT	J
3.	LOŠŤÁKOVÁ Zuzana / 2001 / 74.0 / 18	 CZE	62.5	98.1594	98.1594 / 3	VT1	J
4.	BALÁŽOVÁ Diana / 2003 / 99.5 / 19	 SVK	55 WR	76.5765	76.5765 / 4		J





Women EQUIPPED

Pl.	Lifter / BY / BW / Lot	Nation	BP	R+F/MC	Prognose	PC	D
1.	MATOLCSI Magdolna / 1988 / 61.35 / 152	 HUN	60	104.8440	104.8440 / 1		O


Women RAW

Pl.	Lifter / BY / BW / Lot	Nation	BP	R+F/MC	Prognose	PC	D
1.	KOPIEC Malgorzata / 1985 / 86.2 / 24	 POL	175 WR	254.1088	254.1088 / 1		O
2.	CHACHUŁA Marta / 1987 / 79.1 / 23	 POL	120	180.6000	180.6000 / 2		O
3.	SMITH Alyson / 1986 / 116.4 / 26	 SCO	137.5 WR	180.2900	180.2900 / 3		O
4.	CZURYŁO Karolina / 1996 / 72.6 / 22	 POL	100	157.2600	157.2600 / 4		O
5.	ŠVECOVÁ Kateřina / 1989 / 100.8 / 25	 CZE	80	108.7520	108.7520 / 5		O
6.	ŠIRMEROVÁ Stella / 1999 / 51.0 / 20	 CZE	47.5	101.2700	101.2700 / 6	VT2	O

Masters Women EQUIPPED

Pl.	Lifter / BY / BW / Lot	Nation	BP	R+F/MC	Prognose	PC	D
1.	MACZKA Brigitte / 1961 / 66.05 / 154	 GER	35	83.7749	83.7749 / 3↓		M5
-.	MOLNÁR Erika / 1977 / 68.95 / 183	 HUN	0	0.0000	159.5995 / 1		M2
-.	NÉMETHNÉ Tál Livia / 1971 / 71.4 / 181	 HUN	0	0.0000	150.7205 / 2		M3
-.	FEHR Astrid / 1953 / 57.9 / 153	 GER	0	0.0000	0.0000 / ?		M7

Masters Women RAW

Pl.	Lifter / BY / BW / Lot	Nation	BP	R+F/MC	Prognose	PC	D
1.	BAZSÓ Mónika / 1974 / 81.5 / 11	 HUN	125 WR	214.0340	214.0340 / 1		M3
2.	POLÁKOVÁ Daniela / 1976 / 60.3 / 13	 CZE	105	204.2900	204.2900 / 2	PVT	M2
3.	CALDWELL Joane Ctherine / 1970 / 73.1 / 9	 SCO	95	182.6662	182.6662 / 3		M3
4.	CICHÁ Ester / 1970 / 55.3 / 8	 CZE	67.5	160.0274	160.0274 / 4	PVT	M3
5.	SZALAY Beáta / 1979 / 78.9 / 15	 HUN	80	125.8479	125.8479 / 5		M1
6.	ÓVARI Marianna / 1973 / 99.1 / 203	 HUN	77.5 CR	123.7770	123.7770 / 6		M3
7.	HEGEDÜS Maria / 1965 / 66.4 / 7	 HUN	52.5	117.4257	117.4257 / 7		M4
8.	STRNADOVÁ Eva / 1983 / 53.1 / 14	 CZE	55	111.2760	111.2760 / 8	VT1	M1
9.	MOLNÁR Mónika / 1973 / 70.7 / 10	 HUN	55	102.5013	102.5013 / 9		M3
10.	ANTAL Andrea / 1980 / 95.4 / 109	 HUN	70	101.4789	101.4789 / 10		M1
11.	MACZKA Brigitte / 1961 / 66.05 / 5	 GER	40	95.7427	95.7427 / 11		M5
12.	HURDÁLKOVÁ Romana / 1967 / 69.7 / 6	 CZE	40	81.9405	81.9405 / 12	VT3	M4

Teens boys RAW

Pl.	Lifter / BY / BW / Lot	Nation	BP	R+F/MC	Prognose	PC	D
1.	SZALAY Kristóf Lajos / 2006 / 147.7 / 31	 HUN	180	158.9364	158.9364 / 1		T3
2.	WAWRZYNIAK Kacper / 2004 / 80.1 / 28	 POL	140	153.2877	153.2877 / 2		T3
3.	HOJSÍK Benjamin / 2010 / 50.3 / 38	 SVK	62.5	149.1836	149.1836 / 3		T1
4.	SPURNÝ Václav / 2006 / 67.1 / 32	 CZE	100	134.3952	134.3952 / 4	VT2	T2
5.	ŁUKOMSKI Kacper / 2005 / 130.7 / 30	 POL	142.5	128.5436	128.5436 / 5		T3
6.	ŠVESTKA Josef / 2006 / 82.2 / 35	 CZE	115	128.1247	128.1247 / 6	VT2	T2
7.	MARIANI Mattia / 2004 / 72.9 / 27	 ITA	102.5	122.4408	122.4408 / 7		T3
8.	ELIYAHU Nadav / 2006 / 81.5 / 33	 ISR	107.5	120.6279	120.6279 / 8		T2
9.	BUSZNYÁK Ferenc / 2005 / 108.9 / 29	 HUN	125	117.5805	117.5805 / 9		T3
10.	LUTSYSHYN Mark / 2009 / 82.3 / 39	 CZE	75	91.2081	91.2081 / 10		T1

Juniors Men RAW

Pl.	Lifter / BY / BW / Lot	Nation	BP	R+F/MC	Prognose	PC	D
1.	PRCHAL Filip / 2003 / 68.1 / 113	CZE	150	189.4788	189.4788 / 1	MVT	J
2.	BABRYCH Hubert / 2001 / 108.1 / 120	POL	212.5	189.0400	189.0400 / 2		J
3.	JANÍČEK Pavel / 2002 / 81.1 / 115	CZE	147.5	156.8893	156.8893 / 3	MVT	J
4.	SAVARESE Paolo / 2001 / 90.6 / 117	ITA	157.5	153.3801	153.3801 / 4		J
5.	DE CANDIA Marco / 2003 / 77.3 / 114	ITA	135	151.0639	151.0639 / 5		J
6.	BARTOŠÍK Petr / 2001 / 93.4 / 116	CZE	155	148.0650	148.0650 / 6	VT1	J
7.	GRABOWSKI Kacper / 2003 / 104.9 / 119	POL	155	142.0370	142.0370 / 7		J
8.	TRAPANESE Filippo / 2003 / 82.45 / 118	ITA	125	131.1975	131.1975 / 8		J

Men EQUIPPED

Pl.	Lifter / BY / BW / Lot	Nation	BP	R+F/MC	Prognose	PC	D
1.	KOVAČÍK Lukáš / 1988 / 78.65 / 157	CZE	185	197.8760	197.8760 / 4↓	VT1	O
2.	FRASCA Francesco / 1984 / 74.7 / 156	ITA	155	173.7240	173.7240 / 5↓		O
3.	SALAMON Gábor / 1978 / 158.4 / 167	HUN	210	173.2500	173.2500 / 6↓		M2
4.	BUJDOSÓ Gábor / 1995 / 91.35 / 158	HUN	170	162.9960	162.9960 / 7↓		O
-.	BIRÓ Lajos / 1996 / 149.7 / 188	HUN	0	0.0000	315.7800 / 1		O
-.	HNATOW Gracjan / 1992 / 94.3 / 185	POL	0	0.0000	263.3680 / 2		O
-.	SOMOGYI József / 1992 / 123.7 / 187	HUN	0	0.0000	240.5760 / 3		O
-.	KOPIEC Marcin / 1991 / 110.5 / 186	POL	0	0.0000	0.0000 / ?		O

Men RAW

Pl.	Lifter / BY / BW / Lot	Nation	BP	R+F/MC	Prognose	PC	D
1.	POPA Alexandr / 1988 / 124.8 / 146	CZE	265 ^{WR}	227.3700	227.3700 / 1	PVT	O
2.	SYROVÁTKA Matěj / 1998 / 98.9 / 201	CZE	227.5	209.1635	209.1635 / 2	PVT	O
3.	STANKO Filip / 1990 / 81.85 / 127	SVK	195	201.7860	201.7860 / 3	SMT	O
4.	BARTOŠÍK David / 1998 / 110.0 / 138	CZE	225	199.1250	199.1250 / 4	PVT	O
5.	OLÁH Ákos / 1989 / 99.15 / 137	HUN	212.5	195.1175	195.1175 / 5		O
6.	HAMR Jan / 1984 / 89.2 / 128	CZE	200	194.8800	194.8800 / 6	PVT	O
7.	SZYMAŃCZAK Michał / 1987 / 119.0 / 147	POL	225	194.8500	194.8500 / 7		O
8.	HONZ Jakub / 1994 / 89.4 / 130	CZE	200	194.5600	194.5600 / 8	PVT	O
9.	MICHALSKI Rafał / 1993 / 112.4 / 145	POL	217.5	191.0520	191.0520 / 9		O
10.	KOVALČÍK Dominik / 1999 / 93.3 / 134	CZE	200	189.3200	189.3200 / 10	PVT	O
11.	MARVAN Zdeněk / 1997 / 98.45 / 136	CZE	202.5	186.5025	186.5025 / 11	PVT	O
12.	SUTHERLAND John / 1987 / 119.5 / 202	SCO	207.5	179.4875	179.4875 / 12		O
13.	FOREJTEK Lukáš / 1993 / 106.6 / 139	CZE	200	178.7200	178.7200 / 13	PVT	O
14.	KORNAK Adam / 1988 / 142.3 / 151	CZE	202.5	169.6950	169.6950 / 14	VT1	O
15.	ČÁP Václav / 1991 / 122.0 / 143	CZE	195	167.8950	167.8950 / 15	PVT	O
16.	WOLSKI Tomasz / 1989 / 72.7 / 126	POL	140	161.2520	161.2520 / 16		O
17.	ŠMÍD Luděk / 1996 / 67.35 / 124	CZE	130	161.0700	161.0700 / 17	MVT	O
18.	HOLUB Jan / 1998 / 107.9 / 140	CZE	180	160.2000	160.2000 / 18	MVT	O
19.	MAŁKOWSKI Mariusz / 1987 / 101.7 / 135	POL	170	154.5300	154.5300 / 19		O
20.	FRASCA Francesco / 1984 / 74.7 / 125	ITA	137.5	154.1100	154.1100 / 20		O
21.	HEŘMAN Lukáš / 1989 / 88.75 / 129	CZE	155	151.5280	151.5280 / 21	MVT	O
22.	GUIDA Giovanni / 1990 / 120.4 / 144	ITA	170	146.7780	146.7780 / 22		O
23.	LUBRANO Lobianco Riccardo / 1999 / 80.75 / 132	ITA	137.5	143.7700	143.7700 / 23		O
24.	BEZOUŠKA Petr / 1986 / 117.9 / 142	CZE	165	143.1210	143.1210 / 24	VT1	O
25.	JANOUŠEK Oldřich / 1999 / 84.7 / 131	CZE	130	131.1180	131.1180 / 25	VT2	O
26.	CIMPA Stanislav / 1991 / 65.6 / 123	CZE	92.5	118.0855	118.0855 / 26	VT3	O
27.	ČÍŽEK Matěj / 1999 / 145.3 / 149	CZE	127.5	106.4625	106.4625 / 27		O

Masters Men EQUIPPED

Pl.	Lifter / BY / BW / Lot	Nation	BP	R+F/MC	Prognose	PC	D
1.	KRAYZEL Rémy / 1955 / 82.2 / 176	CZE	185	311.0790	311.0790 / 5↓	PVT	M6
2.	SZABLUK Franciszek / 1956 / 100.0 / 177	POL	210	306.8636	306.8636 / 6↓		M6
3.	PAPIR Alexander / 1945 / 79.8 / 179	ISR	130	282.9039	282.9039 / 8↓		M8
4.	KALIŃSKI Antoni / 1953 / 59.95 / 178	POL	105 ^{WR}	254.0055	254.0055 / 10↓		M7
5.	TOMILOV Valery / 1965 / 99.5 / 168	ISR	200	247.5900	247.5900 / 11↓		M4
6.	MAŘÍK Václav / 1979 / 104.3 / 161	CZE	250	234.8478	234.8478 / 13↓	PVT	M1
7.	HARASZTI László / 1971 / 115.7 / 173	HUN	225	232.6757	232.6757 / 14↓		M3
8.	DRNEK Miroslav / 1972 / 89.45 / 170	CZE	200	230.7528	230.7528 / 15↓	PVT	M3
9.	FUGIEL Mirosław / 1955 / 81.9 / 174	POL	130	223.8479	223.8479 / 17↓		M6
10.	HURDÁLEK Pavel / 1980 / 115.2 / 162	CZE	240	218.5384	218.5384 / 19↓	MVT	M1
11.	KOVÁCS József / 1973 / 102.7 / 171	HUN	195	202.9911	202.9911 / 20↓		M3
12.	SZUMAROWSKI Plewa Roch / 1973 / 81.9 / 169	POL	160	193.3834	193.3834 / 21↓		M3
13.	BAROSS László / 1970 / 106.8 / 172	HUN	162.5	178.1582	178.1582 / 23↓		M3
14.	MACZKA Mieczysław / 1954 / 84.55 / 175	GER	102.5	172.2315	172.2315 / 24↓		M6
15.	TÖLLI Károly / 1980 / 87.35 / 160	HUN	155	159.7811	159.7811 / 25↓		M1
16.	STOEBKE Christian / 1976 / 99.5 / 163	GER	125	125.6290	125.6290 / 26↓		M2













-.	VÍG Lajos / 1980 / 134.1 / 199	 HUN	0	0.0000	396.1758 / 1		M1
-.	BERTELSEN Søren / 1961 / 98.1 / 190	 DEN	0	0.0000	383.1327 / 2		M5
-.	ECK Ernő / 1972 / 118.6 / 193	 HUN	0	0.0000	349.5003 / 3		M3
-.	MOLNÁR Csaba / 1964 / 133.2 / 192	 HUN	0	0.0000	326.2680 / 4		M4
-.	LAUBER Dirk / 1963 / 142.9 / 191	 GER	0	0.0000	300.4591 / 7		M5
-.	CSETÉNYI Róbert / 1977 / 88.7 / 195	 HUN	0	0.0000	257.3057 / 9		M2
-.	NÉMETH Károly / 1971 / 134.5 / 194	 HUN	0	0.0000	245.3590 / 12		M3
-.	GYŐRI Zoltán / 1975 / 99.7 / 196	 HUN	0	0.0000	224.5423 / 16		M2
-.	SAVANYU János / 1978 / 131.5 / 198	 HUN	0	0.0000	219.9120 / 18		M2
-.	THOMAS David Rex / 1951 / 109.5 / 189	 GBR	0	0.0000	193.1923 / 22		M7
-.	ŽVARTS OSKARS / 1978 / 139.9 / 165	 LVA	0	0.0000	0.0000 / ?		M2
-.	ZDRAŽIL David / 1978 / 157.8 / 166	 CZE	0	0.0000	0.0000 / ?		M2

Masters Men RAW

Pl.	Lifter / BY / BW / Lot	Nation	BP	R+F/MC	Prognose	PC	D
1.	KRAYZEL Rémy / 1955 / 82.2 / 56	 CZE	170 ^{WR}	285.8564	285.8564 / 1	PVT	M6
2.	OLOMEK Albert / 1946 / 90.7 / 44	 GER	135	257.5168	257.5168 / 2		M8
3.	KERÉKGYÁRTÓ György / 1949 / 89.5 / 47	 HUN	135	244.0692	244.0692 / 3		M7
4.	BOŽYCZKO Jalocho Krzysztof / 1965 / 109.5 / 69	 POL	205 ^{WR}	240.1149	240.1149 / 4		M4
5.	FUGIEL Mirosław / 1955 / 81.9 / 52	 POL	137.5	236.7622	236.7622 / 5		M6
6.	LAISHIN Boris / 1950 / 71.65 / 46	 EST	110	233.5934	233.5934 / 6		M7
7.	NOVÁČEK František / 1964 / 109.0 / 70	 CZE	195	233.5028	233.5028 / 7	PVT	M4
8.	AUGSTKALNS Longins / 1954 / 87.9 / 55	 LVA	140	229.1860	229.1860 / 8		M6
9.	KALIŃSKI Antoni / 1953 / 59.95 / 45	 POL	92.5 ^{WR}	223.7668	223.7668 / 9		M7
10.	YAZICHYAN Hovhannes / 1971 / 98.3 / 81	 POL	200	222.5225	222.5225 / 10		M3
11.	SHOŘ Karel / 1955 / 80.9 / 54	 CZE	130	221.3931	221.3931 / 11	PVT	M6
12.	MRÁZEK Milan / 1979 / 153.9 / 99	 CZE	250 ^{WR}	219.4200	219.4200 / 12	PVT	M2
13.	STRZAŁKOWSKI Marek / 1959 / 89.2 / 60	 POL	150	219.3862	219.3862 / 13		M5
14.	EIKMAN Adam / 1971 / 124.0 / 82	 POL	210	214.1229	214.1229 / 14		M3
15.	WILCZAK Ryszard / 1955 / 98.5 / 57	 POL	142.5	213.9253	213.9253 / 15		M6
16.	POMÁZI Miklós / 1963 / 94.55 / 62	 HUN	165	213.7192	213.7192 / 16		M5
17.	ŽIBRITA Pavel / 1970 / 119.9 / 83	 CZE	200	212.1984	212.1984 / 17	PVT	M3
18.	DRESSLER Jindřich / 1977 / 108.8 / 93	 CZE	220	210.5506	210.5506 / 18	PVT	M2
19.	STRZAŁA Piotr / 1966 / 97.35 / 68	 POL	175	210.0427	210.0427 / 19		M4
20.	KOLEK Miroslav / 1954 / 90.1 / 49	 CZE	127.5	209.8574	209.8574 / 20	PVT	M7
21.	NOVÁK Petr / 1977 / 97.4 / 90	 CZE	210	209.4921	209.4921 / 21	PVT	M2
22.	ŠTĚPÁNEK František / 1978 / 90.1 / 91	 CZE	200	205.2584	205.2584 / 22	PVT	M2
23.	TOMILOV Valery / 1965 / 99.5 / 204	 ISR	162.5	201.1669	201.1669 / 23		M4
24.	ROTONDI Fabio / 1963 / 104.1 / 63	 ITA	160	198.8525	198.8525 / 24		M5
25.	KOZŁOWSKI Łukasz / 1982 / 72.1 / 103	 POL	167.5	195.3388	195.3388 / 25		M1
26.	MATEJ Jozef / 1954 / 97.35 / 50	 SVK	122.5	192.7146	192.7146 / 26	VT4	M7
27.	ZAPLETAL Vladan / 1971 / 89.1 / 79	 CZE	165	190.9978	190.9978 / 27	PVT	M3
28.	GLUKHOV Andrey / 1978 / 98.0 / 87	 ISR	190	189.0489	189.0489 / 28		M2
29.	BALÁŽ Marcel / 1977 / 106.6 / 92	 SVK	195	187.8437	187.8437 / 29	MT	M2
30.	NÉMETH László / 1980 / 97.8 / 107	 HUN	192.5	185.6561	185.6561 / 30		M1
31.	GABRHEL Jozef / 1955 / 73.6 / 51	 SVK	100	185.4614	185.4614 / 31	VT4	M6
32.	PEŠKA Josef st. / 1965 / 80.55 / 66	 CZE	130	179.9718	179.9718 / 32	PVT	M4
33.	SZUMAROWSKI Plewa Roch / 1973 / 81.9 / 75	 POL	147.5	178.2753	178.2753 / 33		M3
34.	SCHILDBACH Heiner, Dr. / 1943 / 86.8 / 41	 GER	85 ^{WR}	177.0006	177.0006 / 34		M9
35.	RŮŽIČKA Roman / 1965 / 98.75 / 71	 CZE	145	176.3165	176.3165 / 35	PVT	M4
36.	KÁBRT Petr / 1972 / 97.1 / 80	 CZE	160	175.9799	175.9799 / 36	PVT	M3
37.	CERSOSIMO Giuseppe / 1946 / 78.1 / 43	 ITA	82.5	175.8953	175.8953 / 37		M8
38.	ELIYAHU Ronen / 1968 / 113.9 / 72	 ISR	160	175.0000	175.0000 / 38		M4
39.	CZAJA Marcin / 1976 / 137.7 / 100	 POL	185	173.7339	173.7339 / 39		M2
40.	TŮMA Stanislav / 1977 / 89.2 / 86	 CZE	162.5	173.5406	173.5406 / 40	PVT	M2
41.	KOVÁCS Gábor / 1962 / 87.9 / 59	 HUN	125	173.3948	173.3948 / 41		M5
42.	ŚREDNIAWSKI Artur / 1967 / 70.6 / 65	 POL	115	173.3902	173.3902 / 42		M4
43.	TELLNER Radovan / 1981 / 139.2 / 112	 CZE	200	172.9096	172.9096 / 43	MVT	M1
44.	KANTOR Grzegorz / 1972 / 140.4 / 84	 POL	172.5	171.9963	171.9963 / 44		M3
45.	SZREIBER Marcin / 1981 / 86.3 / 105	 POL	170	171.6215	171.6215 / 45		M1
46.	HERÁK Peter / 1960 / 97.0 / 61	 SVK	125	170.3362	170.3362 / 46	VT4	M5
47.	MACZKA Mieczysław / 1954 / 84.55 / 53	 GER	100	168.0307	168.0307 / 47		M6
48.	ŁUKOMSKI Adam / 1975 / 109.2 / 96	 POL	170	167.9801	167.9801 / 48		M2
49.	LOIOTILE Giuseppe / 1972 / 70.65 / 74	 ITA	120	165.7812	165.7812 / 49		M3
50.	TOMÁŠ Robert / 1972 / 81.45 / 76	 CZE	135	163.8295	163.8295 / 50	PVT	M3
51.	KOČAN Jasmin / 1971 / 89.45 / 77	 MNE	140	161.5270	161.5270 / 51		M3
52.	HALCZYK Krzysztof / 1974 / 123.8 / 101	 POL	162.5	158.0130	158.0130 / 52		M2
53.	JURASZEK Andrzej / 1977 / 96.7 / 88	 POL	157.5	157.5944	157.5944 / 53		M2
54.	KIPURS Maris / 1978 / 104.8 / 94	 LVA	165	157.2001	157.2001 / 54		M2

55.	RYCHTERA Pavel / 1982 / 104.6 / 111	 CZE	167.5	152.6907	152.6907 / 55	MVT	M1
56.	JANDORA Michal / 1979 / 115.3 / 97	 CZE	165	152.5128	152.5128 / 56	MVT	M2
57.	BIEL Arkadiusz / 1981 / 89.85 / 106	 POL	150	147.4457	147.4457 / 57		M1
58.	POLICHETTI Ivan / 1981 / 109.0 / 110	 ITA	160	143.9069	143.9069 / 58		M1
59.	MOLINARI Pietro / 1975 / 97.4 / 89	 ITA	135	141.4196	141.4196 / 59		M2
60.	ERBAN Pavel / 1952 / 96.2 / 48	 CZE	85	140.8906	140.8906 / 60	VT1	M7
61.	TÓTH János / 1974 / 57.4 / 73	 HUN	75	131.3760	131.3760 / 61		M3
62.	PUPIŠ Zdeno / 1964 / 80.1 / 58	 SVK	90	130.7578	130.7578 / 62		M5
63.	SIELICKI Robert / 1964 / 83.7 / 67	 GBR	95	130.4816	130.4816 / 63		M4
64.	KRYSS Gleb / 1978 / 70.3 / 85	 ISR	100	126.0552	126.0552 / 64		M2
65.	BARTEK Jozef / 1945 / 72.1 / 42	 SVK	50	119.5212	119.5212 / 65		M8
66.	PODPORA Gracjan / 1982 / 99.25 / 108	 POL	127.5	117.6046	117.6046 / 66		M1
67.	PISTILLI Armando / 1969 / 82.25 / 78	 ITA	85	107.5740	107.5740 / 67		M3
68.	KOVAČÍK Robert / 1980 / 81.0 / 104	 CZE	90	96.5909	96.5909 / 68		M1

Nations points (by lifted points)

Pl.	Nation	BP	Points
1.	 CZE	1,457.5	1,276.9365
2.	 POL	1,207.5	1,215.5678
3.	 HUN	1,160.0	1,104.8495
4.	 ITA	915.0	917.2335
5.	 ISR	942.5	904.0345
6.	 SVK	760.0	846.1930
7.	 GER	587.5	599.9425
8.	 SCO	440.0	508.5285
9.	▪ LVA	305.0	286.0340
10.	 MNE	140.0	136.0800
11.	 EST	110.0	128.3480
12.	 GBR	95.0	96.6530
-.	 DEN	0.0	0.0000