



5/15 - 5/19/2024

Municipal office building, Slovanské náměstí 165, 541 01 Trutnov, CZE

GPC EUROPEAN CHAMPIONSHIPS 2024

Winner Of Winners

Women EQUIPPED

Pl.	Lifter / BY / BW / Lot	Nation	BP	Reshel	Prognose	PC	D
1.	MATOLCSI Magdolna / 1988 / 61.35 / 152	HUN	60	104.8440	104.8440 / 4↓		O
2.	MACZKA Brigitte / 1961 / 66.05 / 154	GER	35	58.1770	58.1770 / 5↓		M5

Women RAW

Pl.	Lifter / BY / BW / Lot	Nation	BP	Reshel	Prognose	PC	D
1.	KOPIEC Małgorzata / 1985 / 86.2 / 24	POL	175 WR	254.1088	254.1088 / 1		O
2.	POLÁKOVÁ Daniela / 1976 / 60.3 / 13	CZE	105	186.3960	186.3960 / 2	PVT	M2
3.	BAZSÓ Mónika / 1974 / 81.5 / 11	HUN	125 WR	186.1165	186.1165 / 3		M3
4.	CHACHUŁA Marta / 1987 / 79.1 / 23	POL	120	180.6000	180.6000 / 4		O
5.	SMITH Alyson / 1986 / 116.4 / 26	SCO	137.5 WR	180.2900	180.2900 / 5		O
6.	CZURYŁO Karolina / 1996 / 72.6 / 22	POL	100	157.2600	157.2600 / 6		O
7.	CALDWELL Joane Ctherine / 1970 / 73.1 / 9	SCO	95	148.7510	148.7510 / 7		M3
8.	JANOUTOVÁ Kateřina / 2002 / 60.0 / 16	CZE	77.5	138.1825	138.1825 / 8	PVT	J
9.	MIKESKOVÁ Iveta / 2002 / 56.0 / 17	CZE	70	133.3500	133.3500 / 9	PVT	J
10.	CICHÁ Ester / 1970 / 55.3 / 8	CZE	67.5	130.3155	130.3155 / 10	PVT	M3
11.	SZALAY Beáta / 1979 / 78.9 / 15	HUN	80	120.5440	120.5440 / 11		M1
12.	LENGHATROVÁ Nikol / 2006 / 86.0 / 1	SVK	82.5 WR	119.2125	119.2125 / 12	VT2	T3
13.	STRNADOVÁ Eva / 1983 / 53.1 / 14	CZE	55	111.2760	111.2760 / 13	VT1	M1
14.	GOBERNACOVÁ Sára / 2005 / 64.4 / 200	CZE	65	109.9540	109.9540 / 14	MVT	T3
15.	ŠVECOVÁ Kateřina / 1989 / 100.8 / 25	CZE	80	108.7520	108.7520 / 15		O
16.	ÓVARI Marianna / 1973 / 99.1 / 203	HUN	77.5 CR	105.9735	105.9735 / 16		M3
17.	SAVANYU Vanda / 2009 / 71.0 / 3	HUN	65 WR	105.0720	105.0720 / 17		T1
18.	ŠIRMEROVÁ Stella / 1999 / 51.0 / 20	CZE	47.5	101.2700	101.2700 / 18	VT2	O
19.	ANTAL Andrea / 1980 / 95.4 / 109	HUN	70	97.2020	97.2020 / 19		M1
20.	LOŠŤÁKOVÁ Zuzana / 2001 / 74.0 / 18	CZE	62.5	97.1875	97.1875 / 20	VT1	J
21.	HASÁKOVÁ Kristína / 2010 / 56.7 / 2	SVK	50 WR	93.9900	93.9900 / 21	VT4	T1
22.	HEGEDÜS Maria / 1965 / 66.4 / 7	HUN	52.5	86.9820	86.9820 / 22		M4
23.	SÁTOR Sára Luca / 2009 / 97.8 / 4	HUN	60 WR	82.4520	82.4520 / 23		T1
24.	BALÁŽOVÁ Diana / 2003 / 99.5 / 19	SVK	55 WR	75.0750	75.0750 / 24		J
25.	MACZKA Brigitte / 1961 / 66.05 / 5	GER	40	66.4880	66.4880 / 25		M5
26.	HURDÁLKOVÁ Romana / 1967 / 69.7 / 6	CZE	40	64.3680	64.3680 / 26	VT3	M4

Men EQUIPPED












Pl.	Lifter / BY / BW / Lot	Nation	BP	Reshel	Prognose	PC	D
1.	MAŘÍK Václav / 1979 / 104.3 / 161	CZE	250	224.9500	224.9500 / 9↓	PVT	M1
2.	HURDÁLEK Pavel / 1980 / 115.2 / 162	CZE	240	209.3280	209.3280 / 11↓	MVT	M1
3.	KOVAČÍK Lukáš / 1988 / 78.65 / 157	CZE	185	197.8760	197.8760 / 15↓	VT1	O
4.	HARASZTI László / 1971 / 115.7 / 173	HUN	225	196.0200	196.0200 / 16↓		M3
5.	DRNEK Miroslav / 1972 / 89.45 / 170	CZE	200	194.4000	194.4000 / 17↓	PVT	M3
6.	SZABLUK Franciszek / 1956 / 100.0 / 177	POL	210	192.1500	192.1500 / 18↓		M6
7.	KRAYZEL Rémy / 1955 / 82.2 / 176	CZE	185	190.8460	190.8460 / 19↓	PVT	M6
8.	TOMILOV Valery / 1965 / 99.5 / 168	ISR	200	183.4000	183.4000 / 20↓		M4
9.	KOVÁCS József / 1973 / 102.7 / 171	HUN	195	176.5140	176.5140 / 21↓		M3
10.	FRASCA Francesco / 1984 / 74.7 / 156	ITA	155	173.7240	173.7240 / 22↓		O
11.	SALAMON Gábor / 1978 / 158.4 / 167	HUN	210	173.2500	173.2500 / 23↓		M2
12.	SZUMAROWSKI Plewa Roch / 1973 / 81.9 / 169	POL	160	165.5680	165.5680 / 24↓		M3
13.	BUJDOSÓ Gábor / 1995 / 91.35 / 158	HUN	170	162.9960	162.9960 / 25↓		O
14.	TÖLLI Károly / 1980 / 87.35 / 160	HUN	155	153.0470	153.0470 / 26↓		M1
15.	KALIŃSKI Antoni / 1953 / 59.95 / 178	POL	105 WR	149.4150	149.4150 / 27↓		M7
16.	PAPIR Alexander / 1945 / 79.8 / 179	ISR	130	137.3320	137.3320 / 28↓		M8
17.	STOEBKE Christian / 1976 / 99.5 / 163	GER	125	114.6250	114.6250 / 29↓		M2
18.	MACZKA Mieczysław / 1954 / 84.55 / 175	GER	102.5	103.5045	103.5045 / 31↓		M6

Men RAW

Pl.	Lifter / BY / BW / Lot	Nation	BP	Reshel	Prognose	PC	D
1.	POPA Alexandr / 1988 / 124.8 / 146	CZE	265 WR	227.3700	227.3700 / 1	PVT	O
2.	SYROVÁTKA Matěj / 1998 / 98.9 / 201	CZE	227.5	209.1635	209.1635 / 2	PVT	O
3.	MRÁZEK Milan / 1979 / 153.9 / 99	CZE	250 WR	207.0000	207.0000 / 3	PVT	M2
4.	STANKO Filip / 1990 / 81.85 / 127	SVK	195	201.7860	201.7860 / 4	SMT	O
5.	BARTOŠÍK David / 1998 / 110.0 / 138	CZE	225	199.1250	199.1250 / 5	PVT	O
6.	DRESSLER Jindřich / 1977 / 108.8 / 93	CZE	220	195.3160	195.3160 / 6	PVT	M2
7.	HAMR Jan / 1984 / 89.2 / 128	CZE	200	194.8800	194.8800 / 7	PVT	O

8.	KOZŁOWSKI Łukasz / 1982 / 72.1 / 103	 POL	167.5	194.3670	194.3670 / 8		M1
9.	NOVÁK Petr / 1977 / 97.4 / 90	 CZE	210	194.3340	194.3340 / 9	PVT	M2
10.	BABRYCH Hubert / 2001 / 108.1 / 120	 POL	212.5	189.0400	189.0400 / 10		J
11.	YAZICHYAN Hovhannes / 1971 / 98.3 / 81	 POL	200	184.3600	184.3600 / 11		M3
12.	PRCHAL Filip / 2003 / 68.1 / 113	 CZE	150	183.9600	183.9600 / 12	MVT	J
13.	BOŻYCZKO Jałocha Krzysztof / 1965 / 109.5 / 69	 POL	205 ^{WR}	181.6300	181.6300 / 13		M4
14.	EIKMAN Adam / 1971 / 124.0 / 82	 POL	210	180.3900	180.3900 / 14		M3
15.	NÉMETH László / 1980 / 97.8 / 107	 HUN	192.5	177.8315	177.8315 / 15		M1
16.	KRAYZEL Rémy / 1955 / 82.2 / 56	 CZE	170 ^{WR}	175.3720	175.3720 / 16	PVT	M6
17.	KORNAK Adam / 1988 / 142.3 / 151	 CZE	202.5	169.6950	169.6950 / 17	VT1	O
18.	SZREIBER Marcin / 1981 / 86.3 / 105	 POL	170	169.2520	169.2520 / 18		M1
19.	TELLNER Radovan / 1981 / 139.2 / 112	 CZE	200	168.2000	168.2000 / 19	MVT	M1
20.	STRZAŁA Piotr / 1966 / 97.35 / 68	 POL	175	161.9450	161.9450 / 20		M4
21.	WOLSKI Tomasz / 1989 / 72.7 / 126	 POL	140	161.2520	161.2520 / 21		O
22.	ŠMÍD Luděk / 1996 / 67.35 / 124	 CZE	130	161.0700	161.0700 / 22	MVT	O
23.	ZAPLETAL Vladan / 1971 / 89.1 / 79	 CZE	165	160.9080	160.9080 / 23	PVT	M3
24.	TŮMA Stanislav / 1977 / 89.2 / 86	 CZE	162.5	158.3400	158.3400 / 24	PVT	M2
25.	CZAJA Marcin / 1976 / 137.7 / 100	 POL	185	155.9550	155.9550 / 25		M2
26.	POMÁZI Miklós / 1963 / 94.55 / 62	 HUN	165	154.8690	154.8690 / 26		M5
27.	FRASCA Francesco / 1984 / 74.7 / 125	 ITA	137.5	154.1100	154.1100 / 27		O
28.	JANÍČEK Pavel / 2002 / 81.1 / 115	 CZE	147.5	153.8130	153.8130 / 28	MVT	J
29.	SZUMAROWSKI Plewa Roch / 1973 / 81.9 / 75	 POL	147.5	152.6330	152.6330 / 29		M3
30.	SAVARESE Paolo / 2001 / 90.6 / 117	 ITA	157.5	151.8615	151.8615 / 30		J
31.	RYCHTERA Pavel / 1982 / 104.6 / 111	 CZE	167.5	150.5825	150.5825 / 31	MVT	M1
32.	SZALAY Kristóf Lajos / 2006 / 147.7 / 31	 HUN	180	149.9400	149.9400 / 32		T3
33.	WAWRZYNIAK Kacper / 2004 / 80.1 / 28	 POL	140	147.3920	147.3920 / 33		T3
34.	STRZAŁKOWSKI Marek / 1959 / 89.2 / 60	 POL	150	146.1600	146.1600 / 34		M5
35.	KANTOR Grzegorz / 1972 / 140.4 / 84	 POL	172.5	144.9000	144.9000 / 35		M3
36.	ROTONDI Fabio / 1963 / 104.1 / 63	 ITA	160	144.0960	144.0960 / 36		M5
37.	JANDORA Michal / 1979 / 115.3 / 97	 CZE	165	143.8800	143.8800 / 37	MVT	M2
38.	LOIOTILE Giuseppe / 1972 / 70.65 / 74	 ITA	120	141.9360	141.9360 / 38		M3
39.	ELIYAHU Ronen / 1968 / 113.9 / 72	 ISR	160	140.0000	140.0000 / 39		M4
40.	AUGSTKALNS Longins / 1954 / 87.9 / 55	 LVA	140	137.7320	137.7320 / 40		M6
41.	ŚREDNIAWSKI Artur / 1967 / 70.6 / 65	 POL	115	136.2060	136.2060 / 41		M4
42.	PEŠKA Josef st. / 1965 / 80.55 / 66	 CZE	130	136.1360	136.1360 / 42	PVT	M4
43.	KALIŃSKI Antoni / 1953 / 59.95 / 45	 POL	92.5 ^{WR}	131.6275	131.6275 / 43		M7
44.	WILCZAK Ryszard / 1955 / 98.5 / 57	 POL	142.5	131.2425	131.2425 / 44		M6
45.	KERÉKGYÁRTÓ György / 1949 / 89.5 / 47	 HUN	135	131.2200	131.2200 / 45		M7
46.	OLOMEK Albert / 1946 / 90.7 / 44	 GER	135	130.0590	130.0590 / 46		M8
47.	LAISHIN Boris / 1950 / 71.65 / 46	 EST	110	128.3480	128.3480 / 47		M7
48.	SPURNÝ Václav / 2006 / 67.1 / 32	 CZE	100	124.4400	124.4400 / 48	VT2	T2
49.	KOLEK Miroslav / 1954 / 90.1 / 49	 CZE	127.5	123.4455	123.4455 / 49	PVT	M7
50.	HOJSÍK Benjamín / 2010 / 50.3 / 38	 SVK	62.5	121.2875	121.2875 / 50		T1
51.	ŁUKOMSKI Kacper / 2005 / 130.7 / 30	 POL	142.5	121.2675	121.2675 / 51		T3
52.	KRYSS Gleb / 1978 / 70.3 / 85	 ISR	100	118.9200	118.9200 / 52		M2
53.	ŠVESTKA Josef / 2006 / 82.2 / 35	 CZE	115	118.6340	118.6340 / 53	VT2	T2
54.	CIMPA Stanislav / 1991 / 65.6 / 123	 CZE	92.5	118.0855	118.0855 / 54	VT3	O
55.	MARIANI Mattia / 2004 / 72.9 / 27	 ITA	102.5	117.7315	117.7315 / 55		T3
56.	TÓTH János / 1974 / 57.4 / 73	 HUN	75	114.2400	114.2400 / 56		M3
57.	GABRHEL Jozef / 1955 / 73.6 / 51	 SVK	100	113.7800	113.7800 / 57	VT4	M6
58.	BUSZNYÁK Ferenc / 2005 / 108.9 / 29	 HUN	125	110.9250	110.9250 / 58		T3
59.	SIELICKI Robert / 1964 / 83.7 / 67	 GBR	95	96.6530	96.6530 / 59		M4
60.	PUPIŠ Zdeno / 1964 / 80.1 / 58	 SVK	90	94.7520	94.7520 / 60		M5
61.	KOVAČÍK Robert / 1980 / 81.0 / 104	 CZE	90	93.9600	93.9600 / 61		M1
62.	CERSOSIMO Giuseppe / 1946 / 78.1 / 43	 ITA	82.5	88.8360	88.8360 / 62		M8
63.	SCHILDBACH Heiner, Dr. / 1943 / 86.8 / 41	 GER	85 ^{WR}	84.2860	84.2860 / 63		M9
64.	LUTSYSHYN Mark / 2009 / 82.3 / 39	 CZE	75	77.2950	77.2950 / 64		T1
65.	BARTEK Jozef / 1945 / 72.1 / 42	 SVK	50	58.0200	58.0200 / 65		M8

Nations points (by lifted points)

Pl.	Nation	BP	Points
1.	 CZE	1,457.5	1,276.9365
2.	 POL	1,170.0	1,195.6558
3.	 HUN	1,117.5	1,072.7280
4.	 ITA	832.5	883.4590
5.	 SVK	580.0	744.8080
6.	 ISR	590.0	579.6520
7.	 GER	522.5	557.1395
8.	 SCO	232.5	329.0410
9.	 LVA	140.0	137.7320
10.	 EST	110.0	128.3480
11.	 GBR	95.0	96.6530

Generated by application PowerLIVE! v2.14.3 - <https://www.powerlifter.cz/PowerLIVE.aspx>