


GPC EUROPEAN CHAMPIONSHIPS 2024

Absolute in total


Teens girls RAW

Pl.	Lifter / BY / BW / Lot	Nation	SQ	BP	DL	Total	R+F/MC	PC	D
1.	CHOVANCOVÁ Pavlína / 2005 / 72.8 / 2	 SVK	137.5	70	140	347.5	578.2358	VT1	T3
2.	NÉMETHYOVÁ Liliana / 2005 / 58.7 / 1	 SVK	122.5	52.5	120	295	567.9883	VT1	T3
3.	KANALOŠOVÁ Elen / 2007 / 65.9 / 4	 CZE	102.5	65	140	307.5	553.1458	PVT	T2
4.	HASÁKOVÁ Kristína / 2010 / 57.15 / 6	 SVK	85	50	82.5	217.5	498.1851	VT4	T1
5.	ČECHOVÁ Agáta / 2005 / 77.15 / 3	 CZE	112.5	45	132.5	290	467.8628	VT2	T3
6.	KUXOVÁ Vendula / 2005 / 57.25 / 160	 CZE	80	55	100	235	463.0271	VT2	T3
-.	VALENTOVÁ Vanesa / 2006 / 66.25 / 5	 CZE	115 <span>CR</span>	0	0	0	0.0000		T2

Juniors Women RAW

Pl.	Lifter / BY / BW / Lot	Nation	SQ	BP	DL	Total	R+F/MC	PC	D
1.	POSTROŽNA Daria / 2000 / 75.85 / 17	 POL	182.5	105	190	477.5	732.9625		J
2.	SHAPCOTT Jamie Lee / 2004 / 99.15 / 19	 GBR	160	80	175	415	584.2387		J
3.	MATĚJKOVÁ Hana / 2003 / 58.75 / 14	 CZE	120	50	125	295	551.0624	PVT	J
4.	RANČEV Simona / 2002 / 59.45 / 15	 CZE	100	55	125	280	507.6260	MVT	J
5.	VANSKÁ Barbora / 2002 / 66.25 / 16	 CZE	120	50	130	300	507.5316	MVT	J
6.	ŠIMKOVÁ Tereza / 2004 / 87.8 / 18	 CZE	115	60	162.5	337.5	498.5638	VT1	J
-.	PARKINSON Emily / 2000 / 129.2 / 20	 GBR	0	77.5	140	0	0.0000		J

Women RAW

Pl.	Lifter / BY / BW / Lot	Nation	SQ	BP	DL	Total	R+F/MC	PC	D
1.	GREGOROVÁ Andrea / 1999 / 71.45 / 23	 SVK	200	107.5	210	517.5	820.7550	SMT	O
2.	BUSKO ROKSOLANA / 1996 / 59.7 / 25	 UKR	185	97.5	175	457.5	819.0165		O
3.	GAJEVSKAJA Marija / 1998 / 66.35 / 22	 CZE	165	97.5	200	462.5	766.2700	PVT	O
4.	TOMEČKOVÁ Marie / 1998 / 91.8 / 29	 CZE	215	105	220	540	760.9680		O
5.	KOHOUTOVÁ Kristýna / 1996 / 78.0 / 28	 CZE	185	102.5	182.5	470	712.0500	PVT	O
6.	RUTLAND Claire / 1996 / 66.0 / 24	 GBR	145	80	150	375	624.0000		O
7.	FRIDRICH Adéla / 1997 / 66.35 / 21	 CZE	135	55	150	340	563.3120	PVT	O
8.	ERNESTOVÁ Viktoria / 1998 / 73.4 / 27	 CZE	135	70	142.5	347.5	542.8645	MVT	O
9.	ZAILAC Emilija / 1992 / 94.3 / 30	 CRO	140	67.5	160	367.5	512.7360		O

Masters Women EQUIPPED

Pl.	Lifter / BY / BW / Lot	Nation	SQ	BP	DL	Total	R+F/MC	PC	D
1.	THOMAS LESLEY / 1966 / 66.4 / 161	 GBR	150 <span>WR</span>	82.5 <span>WR</span>	162.5 <span>WR</span>	395	865.1644		M4
















Masters Women RAW

Pl.	Lifter / BY / BW / Lot	Nation	SQ	BP	DL	Total	R+F/MC	PC	D
1.	SAUNDERS Annjanette / 1969 / 66.7 / 9	 GBR	150 <span>CR</span>	87.5 <span>CR</span>	175 <span>CR</span>	412.5	836.7193		M3
2.	DEWHURST Amanda / 1965 / 65.85 / 8	 GBR	127.5	77.5 <span>CR</span>	165 <span>WR</span>	370	831.9672		M4
3.	MIKULICA Aija / 1978 / 60.9 / 11	▪ LVA	127.5	62.5	155	345	654.4128		M2
4.	JANOUSHKOVÁ Jana / 1960 / 58.65 / 7	 CZE	40	35	80	155	422.5945	VT2	M5

Teens boys EQUIPPED

Pl.	Lifter / BY / BW / Lot	Nation	SQ	BP	DL	Total	R+F/MC	PC	D
1.	ŠČUGLIK Ondřej / 2006 / 97.55 / 111	 CZE	305 <span>WR</span>	200 <span>WR</span>	270 <span>WR</span>	775	773.8902	MVT	T2
2.	PETRŮ Sebastian / 2004 / 103.2 / 110	 CZE	230	200	275	705	662.8128	VT2	T3

Teens boys RAW

Pl.	Lifter / BY / BW / Lot	Nation	SQ	BP	DL	Total	R+F/MC	PC	D
1.	SUTHERLAND Justin / 2005 / 67.3 / 65	 SCO	220	127.5 <span>CR</span>	220 <span>CR</span>	567.5	746.5236		T3
2.	SVOBODA Michal / 2004 / 93.8 / 72	 CZE	282.5	150	300	732.5	718.8345	PVT	T3
3.	ŠTEGNER Vojtěch / 2006 / 74.15 / 80	 CZE	220	115	242.5 <span>CR</span>	577.5	704.0326	PVT	T2
4.	PRZEWODEK Mikołaj / 2008 / 66.4 / 83	 POL	160	142.5 <span>WR</span>	170	472.5	702.1785		T1
5.	SVOBODA Vojtěch / 2005 / 63.6 / 66	 CZE	170	100	210	480	671.6160	MVT	T3
6.	VERNER Daniel / 2008 / 80.6 / 84	 CZE	192.5	102.5	220 <span>WR</span>	515	636.3834	MVT	T1
7.	POSPÍŠIL Radek / 2005 / 82.2 / 70	 CZE	190	140	230	560	612.3578	MVT	T3
8.	LORENC Vitek / 2005 / 108.3 / 73	 CZE	240	150	265	655	605.5868	MVT	T3
9.	VENCELIDES Vít / 2006 / 81.55 / 74	 CZE	205	115	220	540	605.2450	MVT	T2
10.	CHUDINA Bořek / 2006 / 74.0 / 76	 CZE	155	105	235	495	605.1672	VT1	T2
11.	KURIC Adam / 2007 / 73.15 / 78	 CZE	170	107.5	200	477.5	589.8577	VT1	T2
12.	FORMÁNEK Petr / 2005 / 88.9 / 69	 CZE	200	120	240	560	579.8285	VT1	T3
13.	RAŠKA Milan / 2006 / 98.3 / 71	 CZE	215	140	215	570	556.9516	VT1	T3
14.	VIAZKOV Andrii / 2006 / 74.3 / 81	 POL	137.5	115	190	442.5	538.6889		T2
15.	KUPČÍK Lukáš / 2004 / 66.6 / 63	 CZE	140	85	180	405	528.6060	VT2	T3
16.	OZOLS Gvido / 2008 / 118.2 / 85	▪ LVA	205	105	205	515	526.8759		T1

17.	ČURDA Martin / 2006 / 79.65 / 68	 CZE	170	100	190	460	515.6858	VT2	T3
18.	LHOTÁK Lukáš / 2005 / 72.8 / 67	 CZE	150	100	175	425	508.3884	VT2	T3
19.	KHUDIAKOV Ivan / 2006 / 72.0 / 77	 CZE	130	90	162.5	382.5	480.0222	VT3	T2
20.	LÁTAL Přemysl / 2006 / 63.7 / 64	 CZE	125	67.5	150	342.5	478.4999	VT3	T3
21.	ZONBERGS Rodrigo / 2009 / 65.2 / 82	 LVA	100	65	130	295	466.3348		T1
22.	ŠEFL Jakub / 2006 / 69.85 / 79	 CZE	130	67.5	152.5	350	451.9368		T2
23.	KUBA Adam / 2005 / 66.8 / 62	 CZE	125	75	140	340	450.7883	VT3	T3
-.	HENDRYCH Petr / 2006 / 89.0 / 75	 CZE	0	0	0	0	0.0000		T2

Juniors Men EQUIPPED

Pl.	Lifter / BY / BW / Lot	Nation	SQ	BP	DL	Total	R+F/MC	PC	D
1.	KUNZ Tomáš / 2002 / 72.9 / 112	 CZE	260	145	200	605	701.8520	VT2	J
2.	KRAJČOVIČ Oliver / 2002 / 125.8 / 113	 SVK	100	200	100	400	349.6560		J

Juniors Men RAW

Pl.	Lifter / BY / BW / Lot	Nation	SQ	BP	DL	Total	R+F/MC	PC	D
1.	KYZLINK Adam / 2002 / 112.2 / 96	 CZE	320	200	330	850	754.6215	PVT	J
2.	CHUDOBA Martin / 2002 / 73.65 / 86	 CZE	250	145	240	635	736.1758	PVT	J
3.	PÁNÍK Adam / 2003 / 87.0 / 92	 CZE	250	160	275	685	698.4945	PVT	J
4.	STRÁŽNICKÝ Viktor / 2003 / 104.1 / 99	 CZE	265	185	310	760	698.1451	PVT	J
5.	EGERMAIER Adam / 2000 / 120.0 / 104	 CZE	325	190	280	795	686.8800	PVT	J
6.	CAFOUREK Jan / 2002 / 88.65 / 89	 CZE	240	145	275	660	658.5242	PVT	J
7.	GERBERG Petr / 2004 / 87.0 / 91	 CZE	250	150	240	640	652.6080	MVT	J
8.	SADÍLEK Petr / 2002 / 85.0 / 93	 CZE	220	130	280	630	646.4556	MVT	J
9.	PELIKÁN Nikola / 2000 / 112.2 / 97	 CZE	250	175	275	700	615.3000	MVT	J
10.	ŠŤASTNÝ Ondřej / 2002 / 110.0 / 106	 CZE	220	160	280	660	595.7820	VT1	J
11.	WALKOWSKI Krystian / 2002 / 100.9 / 101	 POL	225	150	240	615	571.7212		J
12.	ČURDA Jakub / 2003 / 103.0 / 94	 CZE	220	140	240	600	558.6720	VT2	J
13.	KOSMÁL Patrik / 2002 / 105.2 / 95	 SVK	230	145	230	605	554.1558	VT1	J
14.	HOLEŠ Tomáš / 2003 / 107.2 / 103	 SVK	225	160	210	595	546.6622	VT2	J
15.	BĚLINA Matěj / 2003 / 98.9 / 102	 CZE	210	117.5	240	567.5	537.4123	VT2	J
16.	PŘEVŘÁTIL Daniel / 2002 / 83.15 / 88	 CZE	185	120	200	505	521.4751	VT2	J
17.	KIRPEIT Jonas / 2002 / 120.6 / 105	 GER	210	130	220	560	488.1128		J
18.	KOREL Tomáš / 2004 / 78.65 / 87	 CZE	140	90	210	440	484.7427	VT3	J
19.	POKORNÝ Jiří / 2002 / 128.3 / 98	 CZE	180	130	250	560	482.9093	VT3	J
20.	VIDLIČKA Tomáš / 2003 / 121.5 / 100	 SVK	205	112.5	200	517.5	459.4676	VT3	J
21.	MADZURA Tomáš / 2003 / 142.1 / 108	 CZE	150	110	205	465	401.3601		J
-.	KOMJATY Tomáš / 2001 / 165.2 / 107	 SVK	0	0	0	0	0.0000		J

Men EQUIPPED

Pl.	Lifter / BY / BW / Lot	Nation	SQ	BP	DL	Total	R+F/MC	PC	D
-.	BOULTON Gary / 1964 / 148.5 / 162	 GBR	0	0	0	0	0.0000		M4

Men RAW

Pl.	Lifter / BY / BW / Lot	Nation	SQ	BP	DL	Total	R+F/MC	PC	D
1.	ŠPAIS Ján / 1995 / 91.75 / 137	 SVK	285	240	320	845	807.4820	SMT	O
2.	PAWLIK Sebastian / 1992 / 120.6 / 147	 POL	355	230	300	885	763.7550		O
3.	KOMJATY Tomáš / 2001 / 165.8 / 163	 SVK	360	235	330	925	759.2400	SMT	J
4.	MEDVEDYK Martin / 1999 / 124.2 / 146	 CZE	390 <sup>WR</sup>	180	310	880	755.9200	PVT	O
5.	KOMÁREK Tomáš / 1993 / 105.5 / 154	 CZE	305	197.5	310	812.5	728.8125	PVT	O
6.	KAČMÁRIK Juraj / 1985 / 115.7 / 153	 SVK	300	180	355	835	727.4520	SMT	O
7.	KAŠPAR Ladislav / 1994 / 172.3 / 159	 CZE	317.5	230	330	877.5	716.9175	PVT	O
8.	SUCHÁNEK Tomáš / 1999 / 97.0 / 141	 CZE	290	180	300	770	713.7900	PVT	O
9.	ROSMALM Marcus / 1992 / 89.15 / 134	 SWE	250	195	280	725	706.4400		O
10.	ŠTĚPÁNEK Michael / 1995 / 74.15 / 165	 CZE	242.5	122.5	260	625	705.5000	PVT	O
11.	FILIPOVIČ Dražen / 1987 / 137.7 / 164	 MNE	290	215	330	835	703.9050		O
12.	GLOBA Alexander / 1993 / 89.35 / 132	 CZE	270	160	290	720	700.4160	PVT	O
13.	PAVLOVIC Leon / 1992 / 106.1 / 155	 NOR	305	175	302.5	782.5	700.0245		O
14.	TOMÁŠ Patrik / 1996 / 84.15 / 138	 CZE	245	155	265	665	673.9110	MVT	O
15.	ADENUBI Immanuel / 1998 / 117.3 / 149	 CZE	275	195	305	775	672.7000	PVT	O
16.	KOVANDA David / 1998 / 104.1 / 139	 CZE	280	175	275	730	657.4380	MVT	O
17.	LEPPÄJÄRVI Leevi / 1993 / 116.9 / 145	 FIN	272.5	180	275	727.5	632.1975		O
18.	SUTHERLAND John / 1987 / 118.5 / 148	 SCO	260	202.5	260	722.5	625.6850		O
19.	MCGUINNESS Gordon / 1991 / 80.9 / 131	 SCO	220	125	240	585	611.2080		O
20.	GIERCZAK Patryk / 1990 / 110.0 / 150	 POL	257.5	150	272.5	680	601.8000		O
21.	RICHTER Robin / 1997 / 72.6 / 127	 CZE	200	112.5	200	512.5	591.1175	VT1	O
22.	DONAGHY Andrew / 1986 / 79.9 / 130	 SCO	205	130	225	560	590.9120		O
23.	QUIGLEY Ashley / 1987 / 138.9 / 158	 GBR	235	172.5	245	652.5	549.0135		O
24.	ŠVEC Michal / 1985 / 94.8 / 142	 CZE	200	130	250	580	543.9240	VT2	O
25.	JANOUŠEK Oldřich / 1999 / 80.8 / 133	 CZE	170	140	210	520	543.7120	VT2	O
26.	STANĚK Matyáš / 1997 / 71.9 / 128	 CZE	170	100	190	460	535.2560	VT2	O

27.	ŠIMEČEK David / 1998 / 86.8 / 136	 CZE	200	105	220	525	520.5900	VT2	O
28.	CHLUMECKÝ Jakub / 1999 / 102.7 / 151	 CZE	195	105	235	535	484.2820	VT3	O
29.	VTÍPIL Tomáš / 1993 / 99.2 / 143	 CZE	100	100	100	300	275.4600		O

















Masters Men EQUIPPED

Pl.	Lifter / BY / BW / Lot	Nation	SQ	BP	DL	Total	R+F/MC	PC	D
1.	HOZA Stanislav / 1956 / 87.95 / 118	 CZE	250	167.5 <sup>CR</sup>	220	637.5	1,021.4599	PVT	M6
2.	MALINA Pavel / 1960 / 59.6 / 119	 CZE	195 <sup>WR</sup>	100	165	460	992.8815	PVT	M5
3.	PAPIR Alexander / 1945 / 77.85 / 115	 ISR	130	120	175	425	944.8396		M8
4.	FRIČ Anton / 1973 / 81.95 / 125	 SVK	300	182.5 <sup>WR</sup>	280 <sup>WR</sup>	762.5	920.8804	MT	M3
5.	BREČKA Karol / 1961 / 67.4 / 120	 CZE	165	100	190 <sup>WR</sup>	455	828.7052	MVT	M5
6.	SAUNDERS Andrew / 1967 / 103.8 / 122	 GBR	255	225 <sup>WR</sup>	200	680	780.6342		M4
7.	GRAHAM Rob / 1965 / 102.2 / 121	 GBR	240	180	220	640	767.5638		M4
8.	MACZKA Mieczyslaw / 1954 / 82.3 / 117	 GER	140	105	165	410	703.1165		M6
9.	STRUŽKA Hynek / 1951 / 115.1 / 116	 CZE	150	125 <sup>WR</sup>	175 <sup>WR</sup>	450	698.9526	VT2	M7
10.	JENÍČEK Josef / 1973 / 104.4 / 126	 CZE	210	142.5	235	587.5	607.6571	VT2	M3
11.	ŽÁK Vilém / 1942 / 83.6 / 114	 CZE	85 <sup>WR</sup>	75 <sup>WR</sup>	110 <sup>WR</sup>	270	577.3194	VT3	M9
-.	TOMILOV Valery / 1965 / 97.1 / 123	 ISR	0	0	0	0	0.0000		M4

Masters Men RAW

Pl.	Lifter / BY / BW / Lot	Nation	SQ	BP	DL	Total	R+F/MC	PC	D
1.	MASHKOVITCH Valentin / 1952 / 51.7 / 31	 ISR	125	55	150	330	1,079.7587		M7
2.	JUKOVSKY Abram / 1958 / 79.35 / 33	 ISR	190	130	212.5	532.5	884.3643		M6
3.	LAISHIN Boris / 1950 / 70.7 / 32	 EST	112.5	107.5	185 <sup>CR</sup>	405	871.8419		M7
4.	NOVÁČEK František / 1964 / 109.2 / 43	 CZE	250	192.5 <sup>CR</sup>	265	707.5	847.1959	PVT	M4
5.	WALKER Darren / 1968 / 97.75 / 42	 GBR	245	157.5	297.5 <sup>WR</sup>	700	808.3250		M4
6.	KÄRKKÄINEN Juhani / 1959 / 107.8 / 37	 FIN	217.5	142.5	245	605	808.2134		M5
7.	GYURICSKA István / 1967 / 87.45 / 40	 HUN	205	160	220	585	735.0238		M4
8.	MACZKA Mieczyslaw / 1954 / 82.5 / 34	 GER	150	110	160	420	719.1475		M6
9.	RAMBOUSEK Petr / 1964 / 83.4 / 39	 CZE	155	135	225	515	709.2940	PVT	M4
10.	FEALEY Matthew / 1980 / 108.7 / 59	 GBR	275	190	295	760	693.9329		M1
11.	TASSABEHJI Nael / 1980 / 74.52 / 53	 GBR	230	120	250	600	692.2963		M1
12.	SIPIONE Federico / 1980 / 92.25 / 56	 ITA	260	150	290	700	684.9153		M1
13.	TYL Zdeněk / 1976 / 99.7 / 50	 CZE	240	165	250	655	657.7217	PVT	M2
14.	HURDÁLEK Martin / 1978 / 103.5 / 52	 CZE	250	165	230	645	617.3811	MVT	M2
15.	ŠEFL Miroslav / 1971 / 88.65 / 45	 CZE	170	130	215	515	597.9786	VT1	M3
16.	NELSON John / 1982 / 118.5 / 61	 SCO	230	175	265	670	588.3431		M1
17.	MADZURA Miroslav / 1973 / 87.8 / 44	 CZE	170	125	215	510	577.4679	VT1	M3
18.	SUDA Jan / 1956 / 91.8 / 35	 CZE	125	77.5	165	367.5	572.4283	VT2	M6
19.	MANDÍK Roman / 1968 / 74.15 / 38	 CZE	140	95	160	395	567.6001	VT1	M4
20.	RYCHTERA Přemysl / 1980 / 81.35 / 54	 CZE	170	140	175	485	518.4235	VT2	M1
21.	KUCZA Robert / 1977 / 89.0 / 49	 POL	125	115	180	420	441.8938		M2
22.	KRYSS Gleb / 1978 / 70.2 / 48	 ISR	110	105	100	315	397.6081		M2
-.	GOSIN Vladimir / 1965 / 91.3 / 41	 ISR	260	160	0	0	0.0000		M4
-.	LEŠIGA Radek / 1971 / 119.3 / 47	 CZE	230	0	0	0	0.0000		M3
-.	RINTANEN Olavi / 1955 / 119.6 / 36	 FIN	0	90	230	0	0.0000		M6

Nations points (by lifted points)

Pl.	Nation	Total	Points
1.	 CZE	4,180.0	4,480.8615
2.	 SVK	4,232.5	4,448.8595
3.	 GBR	3,242.5	3,954.9355
4.	 POL	3,572.5	3,752.8810
5.	 SCO	3,105.0	3,112.2925
6.	 ISR	1,602.5	2,005.4570
7.	▪ LVA	1,155.0	1,432.7010
8.	 GER	1,390.0	1,338.0060
9.	 FIN	1,332.5	1,170.6475
10.	 UKR	457.5	819.0165
11.	 SWE	725.0	706.4400
12.	 MNE	835.0	703.9050
13.	 NOR	782.5	700.0245
14.	 ITA	700.0	666.2600
15.	 HUN	585.0	577.3950
16.	 CRO	367.5	512.7360
17.	 EST	405.0	479.0340