



5/15 - 5/19/2024

Municipal office building, Slovanské náměstí 165, 541 01 Trutnov, CZE

GPC EUROPEAN CHAMPIONSHIPS 2024

Absolute

Teens girls RAW

Pl.	Lifter / BY / BW / Lot	Nation	BP	R+F/MC	PC	D
1.	SAVANYU Vanda / 2009 / 72.75 / 73	HUN	30	57.9256		T1

Juniors Women RAW

Pl.	Lifter / BY / BW / Lot	Nation	BP	R+F/MC	PC	D
1.	JANOUTOVÁ Kateřina / 2002 / 60.9 / 8	CZE	35 ^{WR}	62.8177		J
2.	LOŠŤÁKOVÁ Zuzana / 2001 / 75.5 / 10	CZE	25	38.4750		J

Women RAW

Pl.	Lifter / BY / BW / Lot	Nation	BP	R+F/MC	PC	D
1.	WAGNER Róža / 1998 / 70.95 / 72	POL	45	71.6400		O

Masters Women RAW

Pl.	Lifter / BY / BW / Lot	Nation	BP	R+F/MC	PC	D
1.	CSONKA Eszter / 1977 / 54.85 / 4	HUN	37.5	79.9888		M2
2.	RIBB Katrin / 1970 / 74.75 / 2	GER	40	75.9100		M3
3.	STÁHLNÉ Dragomir Dóra / 1977 / 68.55 / 6	HUN	37.5	66.6642		M2
4.	OVARI Marianna / 1973 / 100.2 / 77	HUN	35	55.6459		M3
5.	MACZKA Brigitte / 1961 / 66.15 / 1	GER	22.5	53.7970		M5
6.	STRNADOVÁ Eva / 1983 / 53.35 / 7	CZE	25	50.2200		M1
7.	TANCZOS Klaudia / 1973 / 74.5 / 3	SVK	27.5	48.9871		M3

Teens boys RAW

Pl.	Lifter / BY / BW / Lot	Nation	BP	R+F/MC	PC	D
1.	SVOBODA Michal / 2004 / 93.6 / 11	CZE	75	73.6788		T3
2.	BUSZNYÁK Ferenc / 2005 / 110.9 / 12	HUN	52.5	49.1056		T3

Juniors Men RAW

Pl.	Lifter / BY / BW / Lot	Nation	BP	R+F/MC	PC	D
1.	DANĚK Jiří / 2004 / 88.55 / 22	CZE	80	80.6366		J
2.	DMOCHOWSKI Wiktor / 2001 / 80.6 / 16	POL	75	79.3254		J
3.	JANIČEK Pavel / 2002 / 81.0 / 17	CZE	60	63.8928		J
4.	MAREŠ David / 2001 / 92.35 / 19	CZE	62.5	60.0571		J
5.	SOKOL Adam / 2003 / 83.6 / 20	CZE	55	57.6810		J
6.	JÍROVEC Václav / 2004 / 80.7 / 18	CZE	45	48.5006		J

Men RAW









Pl.	Lifter / BY / BW / Lot	Nation	BP	R+F/MC	PC	D
1.	MARIÁN Hluzin / 1994 / 73.4 / 57	HUN	77.5	88.3965		O
2.	SITEK Dennis / 1992 / 120.7 / 70	POL	95	81.9850		O
3.	KOPEĆ Paweł / 1994 / 119.5 / 69	POL	87.5	75.6875		O
4.	LACINA Jiří / 1991 / 66.9 / 54	CZE	60	74.9040		O
5.	ANTOSIK Krzysztof / 1989 / 109.3 / 66	POL	82.5	73.1610		O
6.	RZEPISZCZAK Damian / 1996 / 91.95 / 62	POL	75	71.5500		O
7.	MIKUŠ Tomáš / 1997 / 98.8 / 64	CZE	77.5	71.2845		O
8.	KHALIFA Nordin / 1990 / 88.65 / 61	HUN	72.5	70.9195		O
9.	WOŁODKO Michał / 1989 / 77.75 / 59	POL	65	70.2260		O
10.	JINDRA Martin / 1992 / 74.5 / 56	CZE	60	67.4400		O
11.	VIKTOR Endre / 1989 / 98.35 / 65	HUN	72.5	66.8015		O
12.	MOCARSKI Bartosz / 1986 / 98.7 / 63	POL	70	64.4140		O
13.	STANĚK Matyáš / 1997 / 72.15 / 58	CZE	55	63.7340		O
14.	FIŠERA Tadeáš / 1996 / 112.7 / 67	CZE	72.5	63.6550		O
15.	HEŘMAN Lukáš / 1989 / 91.95 / 60	CZE	57.5	54.8550		O
16.	ŠMÍD Luděk / 1996 / 72.1 / 55	CZE	40	46.4160		O
17.	CHLUMECKÝ Jakub / 1999 / 103.1 / 68	CZE	42.5	38.4200		O

Masters Men RAW

Pl.	Lifter / BY / BW / Lot	Nation	BP	R+F/MC	PC	D
1.	MACZ István / 1968 / 120.6 / 29	HUN	97.5	105.1781		M4
2.	KRAYZEL Rémy / 1955 / 83.2 / 25	CZE	60	99.9907		M6
3.	SZABÓ Sándor / 1963 / 109.1 / 26	HUN	72.5	88.7444		M5
4.	DRNEK Miroslav / 1972 / 90.2 / 33	CZE	75	86.1228		M3
5.	RAMBOUSEK Petr / 1964 / 90.0 / 27	CZE	65	85.0298		M4
6.	STRZAŁA Piotr / 1966 / 99.3 / 28	POL	70	83.3271		M4
7.	MOLNÁR Csaba / 1964 / 133.5 / 30	HUN	72.5	82.9001		M4

8.	OLOMEK Albert / 1946 / 91.2 / 23	 GER	42.5	81.7514		M8
9.	RYCOMBEL Łukasz / 1976 / 86.25 / 41	 POL	72.5	79.1104		M2
10.	RIBB Hagen / 1970 / 111.8 / 36	 GER	72.5	76.9891		M3
11.	KRULJ Goran / 1984 / 119.9 / 51	 SRB	87.5	75.6000		M1
12.	MARSZAŁEK Marcin / 1977 / 94.5 / 42	 POL	72.5	73.3875		M2
13.	KALAŠ Vlastimil / 1979 / 98.45 / 43	 CZE	75	73.2195		M2
14.	TOMÁŠ Robert / 1972 / 81.2 / 32	 CZE	60	72.9953		M3
15.	WARMUZ Dawid / 1982 / 105.3 / 50	 POL	80	72.8295		M1
16.	WARMUZ Łukasz / 1982 / 108.9 / 49	 POL	80	71.9859		M1
17.	ŠVEHLA Adam / 1981 / 141.5 / 52	 CZE	82.5	71.1556		M1
18.	KÁBRT Petr / 1972 / 97.15 / 34	 CZE	62.5	68.7125		M3
19.	KAISER Kisztián / 1977 / 74.2 / 39	 HUN	55	68.0441		M2
20.	MAŘÍK Václav / 1979 / 105.6 / 48	 CZE	70	66.5277		M2
21.	KORBA Aleš / 1983 / 98.15 / 46	 CZE	70	65.8036		M1
22.	NOSEK Petr / 1959 / 95.5 / 71	 CZE	45	64.4320		M6
23.	LEINVEBER Tomáš / 1972 / 134.8 / 38	 CZE	65	64.2283		M3
24.	CSETÉNYI Róbert / 1977 / 89.0 / 74	 HUN	60	64.1818		M2
25.	MACZKA Mieczysław / 1954 / 84.8 / 24	 GER	37.5	62.8742		M6
26.	ZIGO Roman / 1973 / 108.9 / 37	 CZE	60	62.1890		M3
27.	BAROSS László / 1970 / 106.5 / 76	 HUN	57.5	62.0458		M3
28.	LEDOGAR Stéphane / 1972 / 64.45 / 31	 FRA	40	60.7360		M3
29.	NEMES Tibor / 1975 / 87.65 / 40	 HUN	55	60.3755		M2
30.	PERJÉS Gábor / 1971 / 101.7 / 35	 HUN	55	60.3440		M3
31.	TELLNER Radovan / 1981 / 138.2 / 53	 CZE	67.5	58.4264		M1
32.	SIELICKI Robert Tadeusz / 1964 / 83.7 / 78	 GBR	42.5	58.3733		M4
33.	SAVANYU János / 1978 / 131.5 / 75	 HUN	60	54.9780		M2
34.	ELISCHER Stefan / 1982 / 106.5 / 47	 SVK	60	53.9082		M1

Nations points (by lifted points)

Pl.	Nation	BP	Points
1.	 POL	492.5	453.3785
2.	 HUN	430.0	447.5500
3.	 CZE	450.0	437.0940
4.	 GER	215.0	242.0341
5.	 SVK	87.5	96.2375
6.	 SRB	87.5	75.6000
7.	 FRA	40.0	52.0000
8.	 GBR	42.5	43.2395