



GPC EUROPEAN CHAMPIONSHIPS 2024

Absolute

Teens girls RAW

Pl.	Lifter / BY / BW / Lot	Nation	DL	R+F/MC	PC	D
1.	TEDESCO Francesca / 2004 / 50.75 / 169	ITA	125	278.6160		T3
2.	PIVOŇKOVÁ Tereza / 2005 / 65.7 / 1	CZE	160	277.6883	PVT	T3
3.	HATŁAS Gabriela Wiktoria / 2008 / 45.7 / 4	POL	92.5	271.4560		T1
4.	JAROŇCZYK Aleksandra / 2008 / 53.55 / 2	POL	115	259.9000		T2
5.	PŠORNOVÁ Magdaléna / 2008 / 80.1 / 6	CZE	115	203.0072	PVT	T1
6.	WYROŻĘBSKA Helena / 2011 / 62.3 / 5	POL	75 ^{CR}	165.9840		T1

Juniors Women RAW

Pl.	Lifter / BY / BW / Lot	Nation	DL	R+F/MC	PC	D
1.	SZPILA Magdalena / 2002 / 50.8 / 28	POL	127.5	275.9906		J
2.	RYKROVÁ Tereza / 2001 / 54.85 / 166	CZE	132.5	260.4502	PVT	J
3.	ŠIMKOVÁ Tereza / 2004 / 90.7 / 30	CZE	160 ^{WR}	233.3238		J
4.	SMETANOVÁ Eva / 2001 / 76.5 / 29	CZE	125	193.0362	PVT	J

Women RAW

Pl.	Lifter / BY / BW / Lot	Nation	DL	R+F/MC	PC	D
1.	BROWN Aimee Frances / 1995 / 76.4 / 167	SCO	175	267.7500		O
2.	KARDAŚ Elzbieta / 1999 / 58.3 / 8	POL	145	265.1180		O
3.	STROLENÁ Veronika / 1985 / 78.9 / 13	CZE	175	263.6900	PVT	O
4.	LUBRANO Lobianco Erica / 1993 / 65.2 / 10	ITA	145	243.2230		O
5.	ŠIRMEROVÁ Stella / 1999 / 51.35 / 7	CZE	110	232.1440	PVT	O
6.	TOKIĆ Nives / 1994 / 79.1 / 12	CRO	145	218.2250		O
7.	POKORNÁ Petra / 1988 / 126.3 / 14	CZE	175	208.1100		O
8.	STUDNIČKOVÁ Jana / 1994 / 73.85 / 11	CZE	120	186.7440	PVT	O
9.	POUPĚTOVÁ Petra / 1996 / 67.5 / 9	CZE	105	172.0950	PVT	O

Masters Women EQUIPPED



Pl.	Lifter / BY / BW / Lot	Nation	DL	R+F/MC	PC	D
1.	BAZSÓ Mónika / 1974 / 81.2 / 154	HUN	182.5 ^{WR}	311.8742		M3
2.	MACZKA Brigitte / 1961 / 66.15 / 152	GER	107.5 ^{WR}	258.2254		M5

Masters Women RAW


Pl.	Lifter / BY / BW / Lot	Nation	DL	R+F/MC	PC	D
1.	CSONKA Anikó / 1968 / 61.65 / 18	HUN	170 ^{WR}	376.7698		M4
2.	POLÁKOVÁ Daniela / 1976 / 61.5 / 22	CZE	170 ^{WR}	325.1284	PVT	M2
3.	CICHÁ Ester / 1970 / 55.45 / 19	CZE	137.5	324.6986	PVT	M3
4.	GYÖRÖKNÉ Kati / 1973 / 54.2 / 20	HUN	125	283.9925		M3
5.	BARANOVIČOVÁ Květuše / 1953 / 60.3 / 15	SVK	90	277.9963		M7
6.	MANZERA Éva / 1976 / 81.35 / 24	HUN	160	260.2342		M2
7.	BOŽOVIĆ Ana / 1982 / 79.35 / 27	MNE	167.5	255.1072		M1
8.	MACZKA Brigitte / 1961 / 66.15 / 17	GER	102.5 ^{WR}	246.2705		M5
9.	JANOUSHKOVÁ Jana / 1960 / 58.3 / 16	CZE	85	233.2764	PVT	M5
10.	STRNADOVÁ Eva / 1983 / 53.35 / 26	CZE	112.5	225.9900	PVT	M1
11.	DERDÁK Melinda / 1975 / 79.15 / 23	HUN	130	221.3286		M2
12.	FEHR Astrid / 1953 / 59.0 / 170	GER	70	220.2144		M7
13.	YAMAKOVÁ Petra / 1974 / 96.4 / 25	CZE	140	219.1144		M2
14.	TANCZOS Klaudia / 1973 / 74.5 / 21	SVK	105	187.0418		M3

Teens boys RAW

Pl.	Lifter / BY / BW / Lot	Nation	DL	R+F/MC	PC	D
1.	SCHOLZ Josef / 2006 / 74.2 / 40	CZE	250 ^{WR}	304.7760	PVT	T2
2.	SVOBODA Vojtěch / 2005 / 63.6 / 31	CZE	210 ^{CR}	293.8320	PVT	T3
3.	KRÁL Štěpán / 2008 / 58.1 / 42	CZE	165 ^{WR}	292.5272	PVT	T1
4.	STRUGLIA Rocco / 2007 / 66.75 / 38	ITA	205	289.7478		T2
5.	ŠOS David / 2006 / 80.15 / 41	CZE	255	289.6106	PVT	T2
6.	WASIUK Dawid / 2005 / 106.0 / 35	POL	292.5	277.4948		T3
7.	SOLDÁN David / 2006 / 72.1 / 37	CZE	220	275.7110	PVT	T2
8.	TOMEK Daniel / 2008 / 74.5 / 45	CZE	180	238.7376	MVT	T1
9.	JAROŇCZYK Jakub / 2005 / 99.05 / 33	POL	240	233.6918		T3
10.	MARIANI Mattia / 2004 / 73.65 / 32	ITA	195	230.5025		T3
11.	ŠIMKO Róbert ml. / 2010 / 61.35 / 43	SVK	130	220.6300		T1
12.	CZYSZCZOŃ Dominik / 2006 / 64.45 / 36	POL	155	217.6200		T2
13.	ELIYAHU Nadav / 2006 / 82.5 / 39	ISR	185	205.5942		T2

14.	LEGUTKO Filip / 2008 / 83.65 / 47	 POL	170	204.0904		T1
15.	HABERNY Jan / 2008 / 78.65 / 46	 POL	150	189.3192		T1





Juniors Men EQUIPPED

Pl.	Lifter / BY / BW / Lot	Nation	DL	R+F/MC	PC	D
1.	JÍROVEC Václav / 2004 / 80.7 / 155	 CZE	240 ^{CR}	259.7479	VT1	J

Juniors Men RAW

Pl.	Lifter / BY / BW / Lot	Nation	DL	R+F/MC	PC	D
1.	BELAS Marek / 2001 / 66.85 / 49	 CZE	220	274.6480	PVT	J
2.	MYNAŘÍK Pavel / 2002 / 88.0 / 56	 CZE	270	270.7182	PVT	J
3.	MAREŠ David / 2001 / 92.35 / 54	 CZE	240	230.6194	MVT	J
4.	BERGSET Elias / 2001 / 137.8 / 60	 NOR	270	227.5560		J
5.	SKRUDLIK Szymon / 2001 / 69.85 / 50	 POL	190	227.1640		J
6.	SMITH Tyler / 2002 / 80.0 / 165	 SCO	210	225.7668		J
7.	MATĚNA Petr / 2001 / 127.8 / 59	 CZE	260	224.2604	VT1	J
8.	KALČÍK Petr / 2000 / 82.0 / 52	 CZE	215	222.3100	MVT	J
9.	SOKOL Adam / 2003 / 83.6 / 55	 CZE	210	220.2367	VT1	J
10.	ŠMOLÍK Jiří / 2001 / 103.7 / 58	 CZE	237.5	216.4152	VT1	J
-.	NEČAS Stanislav / 2004 / 95.75 / 57	 CZE	0	0.0000		J

Men EQUIPPED




Pl.	Lifter / BY / BW / Lot	Nation	DL	R+F/MC	PC	D
1.	PAVLOVIC Leon / 1992 / 109.2 / 161	 NOR	310	274.9700		O
2.	STUDNÍČKA Martin / 1993 / 97.6 / 159	 CZE	295	272.7570	MVT	O
3.	DREWNIAŃY Grzegorz / 1977 / 102.0 / 157	 POL	280	254.2400		M2
4.	KRATOCHVÍL Ondřej / 1985 / 106.8 / 158	 CZE	275	245.5200	VT1	O

Men RAW

Pl.	Lifter / BY / BW / Lot	Nation	DL	R+F/MC	PC	D
1.	JARMA Denis / 1999 / 59.9 / 106	 CZE	240 ^{WR}	342.3840	PVT	O
2.	MILJENović Đorđe / 1999 / 98.2 / 125	 MNE	335	308.9370		O
3.	KAČMÁRIK Juraj / 1985 / 115.2 / 130	 SVK	345	300.9090		O
4.	TEPLÝ Lubomír / 2000 / 73.8 / 110	 CZE	260	295.1520	PVT	O
5.	BALABÁN Jiří / 1995 / 78.65 / 108	 CZE	272.5	291.4660	PVT	O
6.	LACINA Jiří / 1991 / 66.9 / 107	 CZE	230	287.1320	PVT	O
7.	PREKOP Lukáš / 1994 / 95.25 / 127	 SVK	300	280.4400		O
8.	TURCHETTI Alessio / 1999 / 89.15 / 119	 ITA	287.5	280.1400		O
9.	HOVORKA Tomáš / 1998 / 108.8 / 128	 CZE	315	279.6570	PVT	O
10.	MATĚJKA Šimon / 1994 / 87.75 / 116	 CZE	280	275.6880	PVT	O
11.	SEMERÁD Vojtěch / 1994 / 89.0 / 117	 CZE	280	273.2800	PVT	O
12.	VARAGIĆ Marko / 1995 / 162.7 / 135	 MNE	327.5	269.2050		O
13.	TÓTH Pál / 1991 / 87.6 / 118	 HUN	270	266.2740		O
14.	OBERT Tomáš / 1993 / 93.65 / 126	 CZE	280	264.3760	PVT	O
15.	URBAN Martin / 1991 / 79.5 / 114	 CZE	247.5	262.3500	PVT	O
16.	SALVEMINI Andrea / 1988 / 80.15 / 113	 ITA	247.5	260.2710		O
17.	TELIČKA Jakub / 1998 / 105.5 / 131	 CZE	290	260.1300	PVT	O
18.	WÓJCIK Rafał Leszek / 1987 / 118.4 / 133	 POL	300	259.9200		O
19.	ŠIMKO Robert / 1986 / 145.0 / 137	 SVK	310	258.8500		O
20.	JELČIC Nino / 1995 / 162.8 / 171	 CZE	290	238.3800	VT1	O
21.	LIPTÁK Marián / 1994 / 80.8 / 111	 SVK	225	235.2600		O
22.	KRATOCHVÍL Ondřej / 1985 / 106.8 / 124	 CZE	260	232.1280	MVT	O
23.	CINFRIGNINI Francesco / 1999 / 92.85 / 123	 ITA	240	227.7120		O
24.	GUIDA Giovanni / 1990 / 119.2 / 132	 ITA	262.5	227.1150		O
25.	BIRÓ Lajos / 1996 / 149.2 / 136	 HUN	270	224.3700		O
26.	ŽEMBA Vojtěch / 1997 / 88.5 / 120	 CZE	220	215.3800	VT1	O
27.	ŠVANDA Ondřej / 1985 / 125.4 / 134	 CZE	250	214.2500	VT2	O
28.	HEŘMAN Lukáš / 1989 / 91.95 / 115	 CZE	217.5	207.4950	VT2	O
29.	NEKVAPIL Petr / 1992 / 76.15 / 112	 CZE	160	176.0960	VT3	O
30.	JINDRA Martin / 1992 / 74.5 / 109	 CZE	135	151.7400		O

Masters Men EQUIPPED










Pl.	Lifter / BY / BW / Lot	Nation	DL	R+F/MC	PC	D
1.	SOCHAŃSKI Stefan / 1948 / 81.3 / 140	 POL	200 ^{WR}	395.4280		M8
2.	PAPIR Alexander / 1945 / 79.5 / 139	 ISR	177.5 ^{WR}	387.5890		M8
3.	LEE Marshall / 1959 / 112.6 / 163	 GBR	270 ^{WR}	363.4130		M6
4.	HELLSTEN Hans / 1958 / 103.8 / 143	 SWE	230 ^{WR}	317.9657		M6
5.	TOMANEC Jaroslav / 1943 / 82.1 / 138	 CZE	135	292.7988	PVT	M9
6.	TOMILOV Valery / 1965 / 99.1 / 144	 ISR	235	291.4258		M4
7.	FRIBERG Niclas / 1974 / 93.4 / 147	 SWE	260	282.7942		M3
8.	MACZKA Mieczysław / 1954 / 84.8 / 142	 GER	162.5	272.4550		M6

9.	KAAS Tomáš / 1984 / 119.1 / 172	 CZE	310	268.3360	MVT	M1
10.	CAIRNEY Andrew / 1979 / 130.0 / 168	 SCO	270	239.8799		M1
11.	JENÍČEK Josef / 1973 / 105.3 / 148	 CZE	230	237.4681	VT1	M3
12.	MANZERA Tibor / 1968 / 110.8 / 145	 HUN	190	209.6650		M4
13.	GLOK Konstantin / 1975 / 89.15 / 149	 GER	165	179.1045		M2
-.	THOMAS David Rex / 1951 / 109.9 / 141	 GBR	0	0.0000		M7

Masters Men RAW

Pl.	Lifter / BY / BW / Lot	Nation	DL	R+F/MC	PC	D
1.	ŠEHOVIĆ Sejfo / 1959 / 78.95 / 74	 BIH	280 ^{WR}	448.0185		M5
2.	LAIŠIN Boris / 1950 / 70.9 / 64	 EST	182.5 ^{WR}	391.8041		M7
3.	RINTANEN Olavi / 1955 / 120.4 / 72	 FIN	262.5 ^{WR}	369.4273		M6
4.	SOCHAŃSKI Stefan / 1948 / 81.3 / 63	 POL	172.5	341.0566		M8
5.	BEVILLE Liam / 1965 / 81.45 / 79	 IRL	235	329.6228		M4
6.	GOSIN Vladimir / 1965 / 93.7 / 82	 ISR	260	324.5404		M4
7.	SCHULZE Lothar / 1950 / 83.15 / 66	 GER	165	313.7746		M7
8.	RAMBOUSEK Petr / 1964 / 84.0 / 80	 CZE	225	308.3062	PVT	M4
9.	GEJDOŠ Tibor / 1963 / 103.1 / 78	 SVK	240	299.4048		M5
10.	TÁBORSKÝ Jiří / 1963 / 99.3 / 77	 CZE	230	291.3097	PVT	M5
11.	FINELLI Angelo / 1975 / 69.45 / 91	 ITA	205	278.9361		M2
12.	LOIOTILE Giuseppe / 1972 / 71.0 / 85	 ITA	202.5	278.6206		M3
13.	BARTOŁOWICZ Mariusz / 1979 / 108.6 / 101	 POL	295	273.6710		M1
14.	NEMŠ Robert / 1969 / 117.0 / 90	 POL	255	272.1187		M3
15.	BRAUNER Zdeněk / 1972 / 96.35 / 88	 CZE	250	271.5016	PVT	M3
16.	KOČAN Jasmin / 1971 / 88.9 / 86	 MNE	230	266.6762		M3
17.	SHOŘ Karel / 1955 / 80.05 / 69	 CZE	150	257.4096	PVT	M6
18.	LAZOVIĆ Nikola / 1982 / 111.3 / 103	 MNE	280	247.9134		M1
19.	KALAŠ Vlastimil / 1979 / 98.45 / 95	 CZE	250	244.0650	PVT	M2
20.	ELISCHER Stefan / 1982 / 106.5 / 102	 SVK	270	242.5869		M1
21.	MACZKA Mieczysław / 1954 / 84.8 / 67	 GER	140	234.7305		M6
22.	TRONÍČEK Jaroslav / 1971 / 111.2 / 89	 CZE	220	230.1166	MVT	M3
23.	NOSEK Petr / 1959 / 95.5 / 162	 CZE	160	229.0915	MVT	M6
24.	HEIZER Attila / 1965 / 101.1 / 83	 HUN	190	228.7245		M4
25.	SZTEFEK Jan / 1983 / 101.4 / 104	 CZE	250	228.4868	MVT	M1
26.	KIPURS Maris / 1978 / 111.0 / 164	 LAT	240	224.3808		M2
27.	KORBA Aleš / 1983 / 98.15 / 100	 CZE	240	222.4346	MVT	M1
28.	SÝKORA Martin / 1983 / 82.25 / 98	 CZE	205	212.3294	VT1	M1
29.	WYROŻĘBSKI Mariusz / 1982 / 159.6 / 105	 POL	250	208.8840		M1
30.	MOLINARI Pietro / 1975 / 98.85 / 94	 ITA	200	208.1522		M2
31.	PISTILLI Armando / 1969 / 83.1 / 87	 ITA	160	201.0383		M3
32.	GLOK Konstantin / 1975 / 89.15 / 93	 GER	180	195.3867		M2
33.	KOVÁCS Gábor / 1962 / 87.6 / 75	 HUN	130	180.7705		M5
34.	BARTEK Jozef / 1945 / 72.65 / 62	 SVK	70	166.0896		M8
35.	BAIER Jörn Erik / 1983 / 95.1 / 99	 GER	147.5	138.7799		M1
36.	KRYSS Gleb / 1978 / 71.4 / 92	 ISR	100	124.1896		M2
-.	RICCI Carlo Aniello / 1947 / 65.55 / 61	 ITA	0	0.0000		M8
-.	TRSTENSKÝ Ľubomír / 1974 / 102.6 / 96	 SVK	0	0.0000		M2
-.	ELIYAHU Ronen / 1968 / 113.8 / 84	 ISR	0	0.0000		M4

Nations points (by lifted points)

Pl.	Nation	DL	Points
1.	 CZE	1,422.5	1,794.9840
2.	 POL	1,440.0	1,576.4605
3.	 ITA	1,215.0	1,554.3580
4.	 HUN	1,177.5	1,542.1990
5.	 SVK	1,690.0	1,533.7990
6.	 MNE	1,340.0	1,301.0710
7.	 GER	882.5	1,018.9434
8.	 ISR	957.5	957.0380
9.	 SCO	655.0	718.8600
10.	 NOR	580.0	502.5260
11.	 SWE	490.0	453.3220
12.	 BIH	280.0	298.4800
13.	 IRL	235.0	244.1650
14.	 GBR	270.0	237.0600
15.	 FIN	262.5	226.6425
16.	 CRO	145.0	218.2250
17.	 EST	182.5	215.2770
18.	 LAT	240.0	211.6800

Generated by application PowerLIVE! v2.14.3 - <https://www.powerlifter.cz/PowerLIVE.aspx>