



6/23/2023

Jan Satrapa

Sport Česká Lípa - Zimní Stadion, Barvířská 2690, 470 01 Česká Lípa, CZE

## WUAP EUROPEAN CHAMPIONSHIPS 2023

## Absolute T+J - O in total

## Juniors Women RAW

Pl.	Lifter / BY / BW / Lot	Nation	SQ	BP	DL	Total	Reshel	PC	D
1.	ONISZK Patrycja / 2001 / 51.8 / 17	POL	125	50	132.5	307.5	639.292		J
2.	MELEZHYK Maryna / 2004 / 65.3 / 29	UKR	110	52.5	130	292.5	489.060		T
3.	REIDINGEROVÁ Amadea / 2005 / 55.9 / 62	CZE	105	50	90	245	466.725		T
4.	POLÁČKOVÁ Gabriela / 2005 / 58.1 / 42	CZE	70	40	127.5 <sup>WR</sup>	237.5	434.625		T
5.	GIBLER Jessica / 2003 / 63.7 / 66	GER	80	37.5	105	222.5	378.918		T

## Women RAW

Pl.	Lifter / BY / BW / Lot	Nation	SQ	BP	DL	Total	R+MC	PC	D
1.	GRIGORYAN Mariya / 1992 / 55.8 / 33	ARM	162.5 <sup>WR</sup>	92.5	155	410	781.050		O
2.	ĎURČOVÁ Lucia / 1999 / 57.5 / 47	SVK	140	50	155	345	638.940		O
3.	PRZYBYSZ Anna / 1989 / 63.7 / 2	POL	150	67.5	152.5	370	630.110		O
4.	SANOWSKA Dominika / 1996 / 61.7 / 27	POL	115	75	155	345	600.300		O
5.	ONYSHCHENKO Oksana / 1993 / 51.7 / 51	UKR	110	45	115	270	564.840		O
6.	TOTH Radoslava / 1988 / 50.5 / 50	SVK	82.5	50	110	242.5	523.800		O
7.	HALBIG Mercedes / 1997 / 75.4 / 25	AUT	115	75	142.5	332.5	511.718		O
8.	ŠIMKOVÁ Anna / 1989 / 58.9 / 52	CZE	70	40	112.5	222.5	402.280		O










## Juniors Men RAW

Pl.	Lifter / BY / BW / Lot	Nation	SQ	BP	DL	Total	Reshel	PC	D
1.	KALOGJERA Teo / 2003 / 82.5 / 57	CRO	272.5 <sup>WR</sup>	200 <sup>WR</sup>	275	747.5	769.178		T
2.	MARŠIČ Gal / 2003 / 80.3 / 26	SLO	250	150	260	660	691.680		T
3.	NIKA Andrej / 2003 / 83.3 / 37	SVK	220	140	283 <sup>WR</sup>	643	655.217		T
4.	KISS Daniel / 2001 / 80.3 / 6	SVK	200	142.5	270	612.5	641.900		J
5.	CESARZ Dawid / 2003 / 116.1 / 44	POL	280	175	265	720	626.400		T
6.	SOBOTA Miroslav / 2001 / 76.7 / 22	SVK	210	137.5	215	562.5	614.812		J
7.	BUČO Dárus / 2001 / 90.3 / 61	SVK	235	150	250	635	612.775		J
8.	KOVAČÍK Patrik / 2000 / 80.9 / 4	CZE	220	115	250	585	610.740		J
9.	GAURA Daniel / 2003 / 108.0 / 40	CZE	230	145	300	675	600.750		J
10.	ZAKARYAN Vahram / 2000 / 110.8 / 41	ARM	240	160	260	660	582.120		J
11.	SCHULZ Samuel / 2003 / 112.3 / 54	SVK	230	155	275	660	579.480		T
12.	BENEŠ Václav / 2001 / 81.5 / 36	CZE	195	130	210	535	555.865		J
13.	MIŠÍK Adam / 2005 / 66.7 / 45	SVK	150	90	200	440	550.880		T
14.	JANIGA Leo / 2003 / 104.1 / 48	SVK	215	135	240	590	531.000		T
15.	POLÁK Kryštof / 2004 / 82.6 / 21	CZE	165	107.5	240	512.5	525.825		T
16.	WIMMER Adam / 2005 / 80.0 / 59	CZE	175	97.5	220	492.5	519.095		T
17.	NITRANSKÝ Nicolas / 2001 / 109.3 / 58	SVK	200	137.5	245	582.5	516.095		J
18.	SUCHÁNEK Jozef / 2006 / 66.5 / 64	SVK	125	80	180	385	483.945		T
19.	BURKOŇ Martin / 2006 / 85.0 / 60	CZE	180	110	190	480	482.880		T

## PowerLIVE! - Absolute T+J - O in total

20.	ORTA Viktor / 2005 / 87.6 / 63	 SVK	130	87.5	180	397.5	391.538		T
21.	LEROCH Miroslav / 2006 / 93.0 / 30	 CZE	150	80	170	400	379.200		T
22.	KHUDIAKOV Ivan / 2006 / 67.2 / 46	 UKR	110	65	115	290	360.180		T
-.	STARACHOWSKI Jeremi / 2005 / 77.8 / 10	 POL	145	0	0	0	0.000		T
-.	SVOBODA Alexandr / 2006 / 82.7 / 11	 CZE	0	0	0	0	0.000		T
-.	JUST Paweł / 1999 / 90.9 / 19	 POL	0	0	0	0	0.000		J
-.	SONNTAG Szymon / 2003 / 104.5 / 38	 POL	277.5	165	0	0	0.000		T

### Clubs points (by lifted points)

Pl.	Nation	Club name	Total	Reshel	Points
1.	 SVK	-	3,040.5	3,687.444	38 [9, 8, 7, 5, 5, 4]
2.	 CZE	-	2,500.0	3,070.985	23 [8, 7, 3, 3, 2]
3.	 POL	-	1,742.5	2,496.102	33 [12, 8, 7, 6]
4.	 UKR	-	852.5	1,414.080	15 [9, 6]
5.	 ARM	-	1,070.0	1,363.170	12 [12]
6.	 CRO	-	747.5	769.178	12 [12]
7.	 SLO	-	660.0	691.680	9 [9]
8.	 AUT	-	332.5	511.718	4 [4]
9.	 GER	-	222.5	378.918	6 [6]